



**Makita**

# GENERAL CATALOGUE

— 2025 —

**CXT LXT XGT CONNECTX™**

# CORDLESS SOLUTIONS



40V MAX

80V MAX



**125+**  
PRODUCTS  
ONE SYSTEM



MAXIMUM PERFORMANCE

18V MAX

36V MAX



**325+**  
PRODUCTS  
ONE SYSTEM



PRECISE HANDLING

12V MAX



**70+**  
PRODUCTS  
ONE SYSTEM



## MAKITA AUTHORIZED SERVICE CENTERS

### ARUBA

**ORANJESTAD**  
KOOYMAN B.V.  
Av. E. J. (Watty) Vos 20  
(297) 582-4040  
rtoledo@kooymanbv.com

### BAHAMAS

**NASSAU**  
JBR BUILDING SUPPLIES  
Wulff Road, Opposite Mackey Street  
P.O. Box SS-5664  
(242) 394-4414  
aburrows@jbrbuild.com

### BARBADOS

**BRIDGETOWN**  
STAR PRODUCTS  
Baxters Road  
(246) 426-3066  
starco@caribsurf.com

### OISTINS

KOOYMAN BARBADOS MEGASTORE  
Kendal Hill  
(246) 434 3333  
info.bb@kooyman.bb

### SAINT MICHAEL

H&B HARDWARE & LUMBER INC  
Warrens Industrial Park Dr  
+1 246-425-4565  
mcummins@handbware.com

### BELIZE

**BELIZE CITY**  
UNIVERSAL HARDWARE CO. LTD  
3380 Chetumal Boulevard  
(501) 224-4140  
bzservicecenter@universalhardware.bz

### SPANISH LOOKOUT

FARMERS TRADING CENTER  
Center Road  
(501) 823-0111  
btduck@farmerstrading.com

UNIVERSAL HARDWARE CO. LTD  
585 Center Road  
(501) 823-0254  
noel@universalhardware.bz

### BONAIRE

NIKIBOKO  
4A Engineering B.V. (Iguana Repair)  
Kaya Macario F. Sint Jago 30  
(599) 701-1370  
4a.engineering.inc@gmail.com

### CAYMAN ISLANDS

**GEORGE TOWN**  
A.L. THOMPSON'S  
189N Sound Rd, KY1-1003  
(345) 949-8622  
john.scalzo@althompson.com

### COSTA RICA

**ALAJUELA CENTRO**  
MULTISERVICIOS ELECTRICOS MARCONY  
Calle 4 Maravilla entre Av.9 Antonio Arroyo  
y Av. 7; 500 mts al Noroeste del Estadio  
Morera Soto  
(506) 2441-1993  
(506) 6194-4990  
mosesalfa@hotmail.com

### CAÑAS

TALLER CUADRA  
Del Pozo 1 de AYA 175 mts Norte, Barrio las  
Palmas #1. Caña  
(506) 2668-9168  
(506) 8763-5801  
rolandocuadra@yahoo.es

### CARIARI

SERVIELECTRO SOES  
Diagonal a la Iglesia Catolica.  
(506) 2767-1414  
multi.servielectro@gmail.com  
Yrojas2010@hotmail.es  
cariari@servielectrosoles.com

### CARTAGO

SERV REPUESTOS PIEDRA  
Cartago, de la Mc Donalds de Metrocentro  
300 mts Sur y 25 mts Este. Cartago Centro  
(506) 2552-8478  
(506) 8916-4699  
mikel2019@hotmail.com  
adri.srp@hotmail.com

### CIUDAD QUESADA

SERVICIOS ELECTRICOS DEL NORTE  
Av. 3. 50 mts Oeste del Banco Popular  
(506) 2460-1830  
paolacoto@hotmail.com  
ninaerikacheater@gmail.com

### COBANO

R Y S MULTIMARCAS  
Gollo Cobano  
(506) 2642-1512  
(506) 8621-6205

### DESAMPARADOS

SERVICIOS ARIAS SÁNCHEZ SAS S.A  
Esq. Av. 4 y Calle 6. 300 Sur de la Bomba  
Morales  
(506) 2250-5208  
(506) 2250-9871  
servasa@ice.co.cr

### GRECIA

REPUESTOS Y REPARACIONES JEFF ELECTRIC  
Esq. Av. 4 y Calle 14 100m Sur de la  
sucursal de la CCSS.  
(506) 2495-1500  
(506) 2444-2315  
jeffelectric06@hotmail.com

### GUADALUPE

TALLER VILUGUI  
Av. 39 entre calle 65A y calle 67. 25 mts  
Norte 25 mts Oeste, Del Pali de Novacentro  
(506) 2280-4940  
(506) 8314-7250  
viluguisa@hotmail.com

### GUAPILES

SERVIELECTRO SOES  
Diagonal a las oficinas del ICE  
(506) 2710-5153  
multi.servielectro@gmail.com  
Yrojas2010@hotmail.es

### HEREDIA

REPUESTOS UNIVERSALES S.A.  
Esquina del Banco Nacional de los Angeles  
100 mts Norte y 25 mts Eeste. Av 16 entre  
calle 20 y Av. 14A  
(506) 2262-7964  
(506) 2238-2724  
runivsa@gmail.com



## MAKITA AUTHORIZED SERVICE CENTERS

### JACO

TALLER LFC S.A.  
Calle el Colegio, frente al Colegio Público  
de Jaco  
(506) 2643-2233  
(506) 8326-2305  
acespedes@grupolfc.com

### LIMÓN CENTRO

SERVICIOS TÉCNICOS GOSEN  
Limón Centro, en el centro comercial Plaza  
Puerto, contiguo a Bancredito.  
(506) 2758-6024  
(506) 2758-8118  
stegosen@gmail.com

### NICOYA

SERVICENTRO KRONOS  
Av 3, Del INS de Nicoya 450mts hacia el  
oeste  
(506) 2685-6111  
kronos.gte@gmail.com

### PALMARES

PARTES GENUINAS  
Calle Central entre Av. 1 y Av. 3. 150 mts  
Norte de la Iglesia  
(506) 2453-0871  
(506) 8928-1616  
pgenuinas@gmail.com

### PEREZ ZELEDON

TALLER BOGANTES  
Carr. Panamericana y Av. La Fuente. Frente  
al supermercado BM  
(506) 2771-7354  
(506) 2772-4597  
vivan@bogantes.net  
compras@bogantes.net

### PITAL

INVERSIONES ELECTROMECÁNICAS DEL  
NORTE JA S.A.  
75 mts Sur de Cooique R.L., Puerto Escondido  
(506) 2473-1150  
(506) 6020-3972  
inversioneselectromecanicas@gmail.com

### PTO. VIEJO SARAPIQUI

SERVICIOS ELECTRICOS OROZCO  
Pto. Viejo de Sarapiquí, frente a la terminal  
de buses Guapileños.  
(506) 2766-6252  
(506) 2766-6361  
yorocho08@gmail.com

### RIO CLARO

ELECTRO ZHUPYEZA  
Rio Claro centro, 25mts al este del Restau-  
rante Chino Victoria  
(506) 2789-8880  
(506) 8562-5777  
electrorio@hotmail.com

### SAN JOSE

TOOL SOLUTIONS  
Esq. Av. 31 y calle 62A, diagonal a Centro  
Medico Radioterapia Siglo XXI, contiguo a  
Diagnostika  
(506) 2291-5929  
ventas@toolsolutions.cr

### CAPRIS S.A.

Frente a Sucursal Yamaha.  
(506) 2519-5000  
Servicios@toolsolutions.cr

### SANTA ANA

EQUIMUSA S.A. (EQUIPOS MUNDIALES)  
San Rafael de Santa Ana, 75 mts Oeste de  
las Cabañas.  
(506) 2282-2802  
(506) 8705-3975  
equimusa@yahoo.com

### CURACAO

WILLEMSTAD  
KOOYMAN MEGASTORE JAN NOORDUYNWEG  
74 Jan Noorduyweg  
(5999) 461-3333  
epieter@kooymantbv.com

### ZEELANDIA

KOOYMAN MEGASTORE ZEELANDIA  
Kaya W.F.G. Mensing 44  
(5999) 461-3333  
sspijker@kooymantbv.com

### DOMINICAN REPUBLIC

DISTRITO NACIONAL  
FERRETERIA BELLON  
Autopista Duarte, esq. Av. Santo Cerro  
(809) 473-5555  
serviciomakita@bellon.com.do

JP SERVICIOS & HERRAMIENTAS  
Calle Emilio A Morel NO.41, Ensanche la fe,  
detrás de color visión  
(809) 412-5631  
(829) 819-0943  
jpmt08@gmail.com

### LA ROMANA

FERRETERIA BELLON  
Autopista del este, equina con Ave.  
Circunvalación, Multip plaza LA Romana  
(829) 451-9771  
serviciomakita@bellon.com.do

### PUNTA CANA

M&T INDUSTRIAL DEL CARIBE  
Carretera Barceló Verón, Bávaro km.2,  
frente a Auto Repuesto Montilla  
(809) 455-1897  
(829) 610-5328  
pedromonterotapia@hotmail.com

### SAN FRANCISCO DE MACORIS

FERRETERIA DIMEEQUIS  
Avenida Bienvenido Fuentes Duarte No. 46  
(809) 588-9278  
(809) 875-3471  
francpaulino@hotmail.com

### METRIATTOOLS

AV Frank Grullon #57  
(809) 725-3939  
j.roman@gmail.com

### SANTIAGO DE LOS CABALLEROS

EQUIPOS INDUSTRIALES M&T  
Avenida Circunvalación, esq. Calle Proyecto  
(809) 724-0243

FERRETERIA BELLON  
Avenida Imbert NO.92, Apartado Postal, 485  
(809) 226-5555  
serviciomakita@bellon.com.do

### GAB SOLUCIONES & HERRAMIENTAS

Calle Felix Maria Ruiz No.6, Entrada del Ejido  
(809) 849-0858  
(809) 581-5132  
Robertoherramientas2@gmail.com

### MULTIEQUIPOS

Calle Emilio Ginebra #3, Ensanche Julia  
(809) 582-3649  
(829) 793-8152  
info@multiequiposrd.com

### REPOH

Av.27 de Febrero #40, frente a la Bomba del Mono  
(809) 582-4486  
(829) 767-4486  
repohdominicana@gmail.com  
repohdominicana@Repoh.com.do

### SANTO DOMINGO

A.FRIAS HERRAMIENTAS  
AV. Rio no.37 Local 1-b, Plaza Cristal, Bajos  
del Rio Haina, San Cristibal, Republica  
Dominicana 91000  
(829) 889-0137  
(809) 978-3801

### SANTO DOMINGO NORTE

HERRAMIENTAS Y SUMINISTROS Y&Y  
Av. Hermanas Mirabal 681, 2do Nivel Km.  
10-1/2  
(809) 568-1524  
(809) 383-2916  
delarasaelias16@gmail.com

### ECUADOR

#### AMBA TO

MULTITALLER  
Ave. Bolivariana 603 y Baltra  
(593) 03-284-7979  
adminstracion@equiagro.com.ec

### SISTEMA ELECTRICO ACURIO

Juan Cajas 01-45 y Abdon Calderon (Sector  
Cumanda)  
(593) 03-282-3218  
(593) 09-91517182  
electricssystem70@yahoo.es

### CUENCA

ELECTRIC SYSTEM  
Av. Pancho villa y Gonzalo Suarez  
(593) 09-95304641  
diegosl\_1990@hotmail.com

### INSELREB

Av. España y Panamericana Norte km 2 1/2  
(Sector Parque Industrial)  
(593) 07-280-9428  
inselreb@hotmail.com

### SERVITEC G

Av. Gonzalez Suarez 6-14 y Guapondelig  
(593) 07-287-1627  
(593) 09-87183925  
(593) 09-84542807  
hugogg34@hotmail.com

### ESMERALDAS

TALLER EL CONQUISTADOR  
San Jose Obrero y Imbabura 304  
(593) 06-245-1158  
cfconquistador@telecomvas.net  
cfconquistador\_@hotmail.com

### GUAYAQUIL

ELECTROHERTZ  
Portete de Tarquí ente Bolivar Manuel  
Villavicencio y Ambato  
(593) 04-604-5560  
(593) 09-97936550  
(593) 09-92876397  
electroherzt@hotmail.com

### PINTULAC MARTHA ROLDÓS

Av. Juan Tanca Marengo s/n. Diagonal al  
Registro Civil. Frente a ciudadela Martha  
de Roldós  
1 700 848484 / 098 351 2796  
posmartharoldos@pintulac.com.ec

### SERVICIO TECNICO PROMESA

Cdla. Mapasingue Calle 7ma, Km 51/2 Vía  
Daule  
(593) 04-600-1000  
ext. 8215  
(593) 04-228-4973  
(593) 04-228-9836  
serviciotecnico@promesa.com.ec

### TALLER DURAN

Av. 17 de Septiembre entre Ambato y  
Azogues  
(593) 04-297-2502  
(593) 09-94105911  
l.t.duran@hotmail.com

### THE BROTHER

Carlos Julio Arosemena y Las Palmas  
(593) 04-222-0229  
ibaque4779@gmail.com

### IBARRA

PANCHO HERRAMIENTAS  
Gonzalo Gómez Jurado 3-25 y Luis Vargas  
Torres  
(593) 06-260-7421  
(593) 06-295-5758  
(593) 09-92281625  
francisco\_medina\_63@hotmail.com

### LA TRONCAL

TALLER ELECTRICO ZHINDON  
Av. 25 de Agosto 1438 y Héroes de  
Verdeloma  
(593) 07-242-0364  
tallereleczhindon@hotmail.com

### LAGO AGRIO

REMAIN  
Av. Del Chofer 601 y Pasaje los Almendros  
(593) 06-283-0296  
(593) 06-283-0518  
remain.repuestos@hotmail.com

### LATACUNGA

SERVIMACO  
General Luis Vargas Torres 1-22 y Av. Eloy  
Alfaro  
(593) 03-280-9376  
(593) 09-95806238  
rentroy\_1983@yahoo.es

### LIBERTAD

FERRETERIA MEJIA  
Avda. 12 Entre Calles 20 y 21 S/N  
(593) 04-278 3875  
dantepatino25@gmail.com  
ferreteriamejialch@gmail.com





## MAKITA AUTHORIZED SERVICE CENTERS

### LOJA

SERVICENTRO MONTESINOS  
Jose Angel Palacios 11-52 y Mercadillo  
(593) 07-257-7610  
(593) 07-258-9303  
(593) 09-94560493  
marthamariajar@hotmail.com

### MACHALA

ELECTRO REBOBINAJE AREVALO  
Calle Sucre entre 23 de abril y Napoleón  
Mera a 100 m de escuela Luis Amado Ugarte.  
(593) 07-296-2846  
(593) 09-90056856  
electrorebovinajearevalo@hotmail.com

### SERVITRAIN

Av. 10ma. Nte. Y Juan Montalvo  
(593) 07-293-2709  
(593) 07-600-2587  
(593) 09-99571025  
servitrain@gmail.com

### MANTA

MULTIHERRAMIENTAS JM  
Av. 24 de Mayo 015 entre Calle 2 y 3  
(593) 05-262-3436  
(593) 05-2927706  
(593) 09-97432744  
multiherramientajm@hotmail.com

SERVICENTRO TECNICO FRANKMER  
Calle Chile entre Quito y Ramos Iduarte  
(593) 05-265-1533  
Servicentrofrankmer@hotmail.com

### PUYO

TALLER QUERUBIN  
General Villamil entre Francisco de Orellana y Atahualpa  
(593) 03-288-6952  
querubin1978@hotmail.es

### QUEVEDO

SERVICENTRO RESTAURADORES  
México entre Juan Montalvo y Colombia, Solar 4.  
(593) 05-277-3057  
(593) 96126-0178  
servicentrorrestauradores@gmail.com

### QUITO

ALL SERVICES AUTORIZADO  
Av. La Prensa N42-295  
(593) 02-243-1697  
(593) 09-96426816  
allservicesautorizado@hotmail.com

### CLINICA DE HERRAMIENTAS

Av. Eloy Alfaro 31B entre Fresnos y Anonas. 200 mts. al norte de Solca  
(593) 02-241-9824 / (593) 02-241-6945  
(593) 02-241-5936 / (593) 02-281-2646  
mdclinica deherramientas@gmail.com

### MULTIHERRAMIENTAS DEL SUR

Av. Mariscal Antonio Jose de Sucre y Av. Tabiazo S23186 Junto a Gasolinera de Petroecuador  
(593) 02-600-5351  
jcpa2111@hotmail.com

### TALLER TURBO

Calle Manuel Cañola y Calle el Panecillo  
(593) 02-237-3946  
(593) 02-237-9256  
mewgaservicios@gmail.com  
mariovega.t@hotmail.com

### TALLERES DEL SUR N°1

Av. Maldonado S44-161 y La Cocha, sector La Breña, entre Supermercado Santa Maria y U.E. Paul Dirac.  
(593) 02-297-5355  
(593) 02-2974755  
cas.tallerdelssur@yahoo.com

### TALLERES DEL SUR N°3

Av. Maldonado S27-157 y las Lajas (Sector Guajalo frente a Tia)  
(593) 02-267-3953  
(593) 09-84401456  
tallerdelssur\_3@hotmail.com

### TECNICENTER

Av. Ilalo Y Rio Corrientes S5 - 87  
(593) 02-285-1558  
andy\_16hh@hotmail.com

### RIOBAMBA

SERVICENTRO TEAM  
Primera Constituyente 3512 Y Diego de Ibarra  
(593) 03-296-7455  
servi\_team@yahoo.es  
marcelollamuca@yahoo.es

### SANTA CRUZ

FERRETERIA BODEGA BLANCA  
Calle Seymour y Adolfo Hanny  
(593) 05-252-6615  
(593) 05-252-6338  
(593) 05-250-7026  
ramon@bodegablanca.com  
ferreteria@bodegablanca.com

### EL SALVADOR

COJUTEPEQUE  
FERRETERIA ADIMACON  
2da Calle Poniente #41 Barrio el Calbario  
(593) 2361-0900  
(593) 7989-1074  
adimaconventas.com  
adimacon@hotmail.com

### ILOBASCO

FERRETERIA EL SIETE  
4°. Calle Poniente #10 Barrio El Calvario  
(593) 2384-2727  
ferreteriaelsiete@hotmail.com

### LA LIBERTAD

FERRETERIA SAN RAFAEL  
1ra Avenida Sur #2216 Puerto La Libertad  
(593) 2346-1080  
jcsiuenzaes@hotmail.com

### LA UNION

FERRETERIA MARYLI  
2da, Calle Pte, # 3-5  
(593) 2604-2194  
ferreterimaryli2013@hotmail.com

### METAPAN

FERRETERIA EL INDIO  
Carretera Internacional Km 113 Barrio Santa Cruz  
(593) 2442-0108  
(593) 2402-0908  
mario-maap@hotmail.com

### SAN FRANCISCO GOTERA

FERRETERIA SAN FRANCISCO  
4ta. Calle Pte, Barrio La Soledad # 7  
(593) 2654-0312  
esmeralda.escolerop@yahoo.com

### SAN PABLO TACACHICO

FERRETERIA SAN PABLO  
Calle a San Isidro, 50 mts antes de gasolinera Shell  
(593) 2331-9600  
ferreteriasanpablo@hotmail.com

### SAN SALVADOR

VIDUC  
Ave. Via Espana 515 y Alemada  
Juan Pablo II  
(593) 2281-5000  
moises.recinos@viduc.com.sv

### SAN VICENTE

FERRETERIA FERROLLAVES  
5° Calle Oriente y 2° Av. Norte No 7  
(593) 2393-1038  
carlos@ferrollaves.com  
ferrollaves@navegante.com.sv

### SANTA ANA

REPUESTOS VULCAN  
Calle Jose Mariano Hernandez Ote #11  
(593) 2447-2797  
danefimo@gmail.com

### SANTIAGO DE MARIA

MATERIALES ELECTRICOS EL MILAGRO  
2da Avenida Sur, Barrio El Centro, # 9  
(593) 2605-2713  
matemilagro@hotmail.com

### SENSUNTEPEQUE

AGROSERVICIO Y FERRETERIA EL GANADERO  
Calle Doroteo Vasconcelos #4 Barrio Santa Barbara frente el parque  
(593) 2340-2166  
elganaderosadev@yahoo.com

### SONSONATE

CASA GUIDOS  
Avenida Oidor Ramirez de Quiñonez #1-1, Barrio Angel  
(593) 2451-0512  
(593) 2450-3140  
(593) 7768-1285  
casaguidos48@gmail.com

### ZACATECOLUCA

CENTRO AGRICOLA GANADERO  
Carretera al Litoral y Avenida Juan Victor Villacorta  
(593) 2334-0303  
(593) 2334-0159  
centroagricolaganadero@hotmail.com

### GRENADE

ST. GEORGES  
BRYDEN & MINORS  
Lagoon Rd. Kirani James Boulevard  
1 (473) 440-2018  
george.bainjr@bryden.gd

### GUATEMALA

CHICHICATENANGO  
FERRETERIA EL RELAMPAGO  
5Ta Calle 4-20, Zona 1  
(593) 4220-9530

### CHIMALTENANGO

SERVICENTRO ORE  
Carretera Interamericana 6-20, Zona 1  
(593) 4706-9686  
oreelectricidad@gmail.com

### CHIQUEMULA

CENTRO DE SERVICIO LOS CUATES  
2da. Calle 10-60, Zona 1  
(593) 5101-4057

### GUATEMALA CITY

CEMACO  
Boulevard Los Próceres 4-96 Zona 10, C.C. Plaza Cemaco

### FERRETERÍA LEWONSKI

Boulevard Liberación 2-29, Zona 9  
(593) 2383-7800  
tallermakita@lewonski.com  
lester.lima@lewonski.com

### RECSA (REPRESENTACIONES EUROPEAS PARA CENTRO AMERICA S.A.)

17 Av. 19-41, Zona 10  
(593) 2304-3800  
taller@recsacorp.com

### HUEHUETENANGO

FERRETERIA TEMI  
7ma. Calle de la Rotonda 5-191, Zona 1  
(593) 7764-7086  
(593) 4002-1522  
ferreteriatemi@gmail.com

### IXCAN

FERRETERIA LA FRANJA  
Km. 518 sobre la Transversal Ixcán  
(593) 5889-8035

### JALAPA

TALLERES Y REPUESTOS TIKAL  
1ra. Av. 0-35, Zona 5  
(593) 5676-2347  
tallerestikal@yahoo.com

### JUTIAPA

MULTIHERRAMIENTAS COPROPIEDAD  
3ra. Calle 5-33, Zona3 Barrio La Federal  
(593) 7844-6618  
eduardoasalgueo@gmail.com

### MALACATÁN

MULTISERVICIOS MAGNETO  
5ta. Calle 1-58, Zona1  
(593) 4128-3015

### NEBAJ

FERRO NORTE / CENIT SOLAR  
RD-QUI-3, Via principal  
(593) 4064-7045  
wilmar1590@hotmail.com

### PALIN

LOGISTICA COMERCIAL, S.A.  
5ta. Calle "A" 5-53, Zona 1 Colonia Modelo 1  
(593) 7889-7820  
logisticacomercial@hotmail.es

### QUEZALTENANGO

CASA INDUSTRIAL CONOMAG  
7ma. Avenida 1-80, Zona 2  
(593) 7761-6335  
(593) 7761-8833  
conomag\_1@yahoo.com





## MAKITA AUTHORIZED SERVICE CENTERS

**LA CASA DEL CARPINTERO**  
14ta. Avenida 6-33, Zona 3  
(502) 7767-4758  
(502) 4769-3991  
lacasadelcarpintero@hotmail.com

**REPUESTOS H&S**  
Centro Comercial Bernie, local #4  
(502) 4609-2750  
sescalante1990@gmail.com

**SERVICIO TECNICO AUTORIZADO JOLPERS**  
8 avenida 0-47, Zona 3  
(502) 7761-3364  
stabbjpersela@gmail.com

**RETALHULEU**  
EQUIPOS Y FERRETERIA EBEN EZER  
1 Calle 1-99 Calzada Navidad, Zona 4  
(502) 7771-0559  
yovanijorge@hotmail.com

**RIO DULCE**  
AGROMAR  
Calle Principal Río Dulce  
(502) 7930-5140  
agromar00@yahoo.com

**SAN PEDRO SACATEPEQUEZ**  
CARPIPARTES  
5ta. Calle 1-29  
(502) 5414-7225  
rogercarpipartes@gmail.com

**SANTA CATARINA PINULA**  
CENTRO TÉCNICO RUIZ  
Km 13.5 Carretera a El Salvador Centro  
Comercial Puerta Parada Local #2A  
(502) 4740-4433  
atencionalcliente@servicioherramientalectrica.com

**SANTA CRUZ**  
CARPICENTRO KAREN  
2da. Calle y 4ta. Avenida 2-04, Zona 1  
(502) 7755-1770  
(502) 5445-5252  
carpicentrokaren@yahoo.com

**COPAFE**  
Km 196.5 Carretera A Coban  
(502) 5777-7514  
copafefa@hotmail.com

**SANTIAGO ATITLAN**  
SERVICIOS Y MATERIALES ELECTRICOS  
Cantón Tzaniyuj  
(502) 5716-1687  
hgmm00@yahoo.com

**TECPAN**  
CONSTRUFER, S.A.  
1ra Avenida A, 1-63, Zona 3  
(502) 5503-9533  
victorcsbk@gmail.com

**TOTONICAPÁN**  
MULTISERVICIOS SULUGUI  
Km. 139 Ruta Interamericana Aldea Barraneche  
(502) 4589-4017  
j-s-t1@hotmail.com

**GUYANA**  
**GEORGETOWN**  
ARK ENTERPRISES  
17 Lombard Street. Werk-en-Rust Between Princess St and Harel St  
(592) 227-3580  
(592) 225 9412  
arkenterpriseguy@gmail.com  
ark@networksgy.com

**TOUCAN INDUSTRIES**  
10 Water St.(Kingston)  
(592) 226-1188  
(592) 225-4607  
toucan@ewirelessgy.com

**HAITI**  
**PORT-AU-PRINCE**  
CHABUMA  
Rue Salomon, Varruex, Aeroport  
(509) 246-2525

**HONDURAS**  
**CATACAMAS**  
DISTRIBUIDORA CACERES  
Calle del Comercio, 1/2 cuadra Suroeste del Mercado Principal  
(504) 2799-3593  
(504) 2799-4007  
distribuidoracaceres@yahoo.com

**CHOLUTEC**  
SERVITOOOLS  
Barrio la Cruz Cemcol, 1 cuadra al Oeste frente a Reina  
(504) 3279-2551  
(504) 9913-3624  
teresa.arguello1996@gmail.com

**TALLER REY**  
Barrio Los Fuertes Frente a plantel de TO-YOTA Salida hacia la Aduana de Guasaule  
(504) 3377-7057  
oscar1.gmm@gmail.com

**COMAYAGUA**  
COMERCIAL Y FERRETERIA EMANUEL  
Boulevard Cuarto Centenario, costado norte del Centro de Salud  
(504) 2772-3856  
coferreteriaemanuel@yahoo.com

**LA CEIBA**  
DIMAASER (DISTRIBUIDORA MATERIALES ACCESORIOS Y SERVICIOS)  
Ave. La Republica, Edif. Pina, Fte. Casa Rafael  
(504) 9878-9406  
centro.dimaaser@hotmail.com

**LA ENTRADA, COPAN**  
MECFER  
La Entrada, Copan Kilometro 2 Salida a Florida Copan.  
(504) 2661-2227 / 2366  
(504) 9906-4851  
tabora.roger@yahoo.com

**SAN PEDRO SULA**  
LARACH Y CIA SAN PEDRO SULA  
Bulevar del Norte Colonia Los Castaños  
Calle Mega Larach 200 metros adelante del puente sobre Río Blanco.  
(504) 2551-8876  
tallerdeservicios@larachycia.com



## MAKITA AUTHORIZED SERVICE CENTERS

**SANTA BARBARA**  
COMERCIAL REINA  
Barrio el Centro, Avenida La Paz  
(504) 2243-2225  
hectorpineda2001@yahoo.com

**SANTA ROSA**  
FERRETERIA FERRECENTRO  
Barrio Santa Teresa Dos cuerdas abajo del Mercado Central.  
(504) 9925-1209  
heribertoca@gmail.com

**SIGUATEPEQUE**  
J.J.  
Barrio El Carmen Calle 21 de Agosto Entre 11 y 12 Avenida S.O  
(504) 9889-7083  
centrodeserviciojj@gmail.com

**TEGUCIGALPA**  
LARACH Y CIA.  
1347 Calle La Salud, Colonia Miramontes  
(504) 2290-1100  
tallerdeservicios@larachycia.com

**STOP ELECTRONICA**  
Col Miramontes Ave Altiplanos N.2311.  
(504) 2235-6681  
(504) 2213-0329  
(504) 9973-9195  
stopelectronica@yahoo.es

**TECNITOOLS**  
Anillo periferico, 500MTS, adelante del nacional de Ingenieros Colicueum, Centro Comercial Ecoplaza 2do nivel  
(504) 3320-3598

**TOCOA**  
SERVICIOS ELECTRICOS DEL AGUAN  
Carretera Panamericana, Barrio La Ceiba a la par de Mangueras del Aguan frente a Plaza Yigo.  
(504) 8993-4749  
Servicioselectricosdelaguan@yahoo.com

**JAMAICA**  
**PARROQUI DE KIGNSTON**  
DELTA SUPPLY LTD.  
106 Hagley Park Road,  
Kingston  
(876) 923-6025  
cgordon@deltasupplyco.com  
phamilton@deltasupply.co.com

**THE CONTRACTOR CENTRE (AIR MARK)**  
29 Shortwood Rd, Kingston  
(876) 929-5700  
ykelly@caribbeanindustrialsystems.com

**MARTINIQUE**  
**LAMENTIN (LE)**  
JARDI CASH  
Coordones Principales IMM Jardi Cash RN1 Mangot Vulcin 97232  
(596) 51-16-16  
guy.de-reynal@phytocenter.com  
direction@jardicash.fr

**NICARAGUA**  
**BILWI**  
FERRETERÍA GAITAN  
Nueva Jerusalem, Carretera a Lamlaya  
(505) 2792-1065  
iderling@yahoo.com

**BONANZA**  
FERRETERÍA Y LUBRICANTE LUISA  
Mina Bonanza, Merado frente al CDI  
(505) 8917-3875  
mluisa689@hotmail.com

**CHINANDEGA**  
FERRETERIA VARGAS COMEFERV  
Puma Super7 2 cuerdas al norte, en Calle 3 Sur.  
(505) 2340-1956  
negocioscomefervch@hotmail.com

**ESTELÍ**  
FERRETERIA CALDERON  
Del Hotel Panorama #1, 1C. Al Sur, 1C. al Oeste  
(505) 8659-2370  
gcalderon1392@yahoo.es

**JINOTEGA**  
FERRETERIA EL CAITE  
Frente al Estadio Municipal Roberto Clemente  
(505) 2782-2257  
arsaba123.ab@gmail.com

**JINOTEPE**  
**AUTO CHALE**  
Del Calvario 3 C. al Oeste  
(505) 2532-1005  
pintaautociclo@gmail.com

**LEON**  
FERRETERIA LEYVA  
Calle 5ta. NE, Costado sur de la Clínica Dr. Cayentano Munguia.  
(505) 2315-1610  
leninmena24@gmail.com

**MANAGUA**  
FETESA DO IT CENTER - PORTESUELO  
Paso Desnivel Carretera Norte 800 metros al Lago Managua  
(505) 2264-9191  
Ext: 8515  
taller.makita@fetesa.com.ni

**FETESA DO IT CENTER - LAS COLINAS**  
Carretera a Masaya km 7.8  
(505) 2264-9191  
Ext: 8517  
makita.Colinass@fetesa.com.ni

**FETESA DO IT CENTER - LINDA VISTA**  
De los semáforos de Linda Vista 800 mts al Oeste  
(505) 2264-9191  
Ext: 8530  
makita.lindavista@fetesa.com.ni

**POWER TOOLS CENTER**  
Frente al Colegio Pureza de Maria Villa Venezuela  
(505) 8894-1666  
powertoolscentericaragua@gmail.com

**TOOL SOLUCIONES INTEGRALES**  
BO. Carlos Marx, Mini Plaza Norther Star DDF, la Siemens 1/2C Este  
(505) 5842-9967  
toolssolucionesintegrales@gmail.com



## MAKITA AUTHORIZED SERVICE CENTERS

### MASAYA

FERRETERIA ROCASA  
Av. El Progreso, al Sur de Banpro  
(505) 8862-6734  
(505) 2522-6344  
rocasanicaragua@gmail.com  
rocha.castillo@gmail.com

### NUEVA GUINEA

FERRETERIA ROMERO  
Farmacia San Jose 1 cuadra al oeste 1/2  
cuadra al Norte  
(505) 2575-0380  
ferreteriaromeronuevaguinea@yahoo.es

### RIVAS

FERRETERIA DIANA  
Calle del lago, Torriones 10 mt  
(505) 2563-2185  
(505) 8701-7098  
urielpg83@hotmail.com

### ROSITA

COMERCIAL SAN LUIS  
Barrio Jose Zeledon, Calle Central, frente  
donde fue el Med RAAN-RAAS  
(505) 8794-1148  
oportalm@yahoo.es

### SIUNA

COMERCIAL ZELEDON  
Pedro Joaquín Chamorro  
(505) 8422-4192  
quinteroildefonso5@gmail.com

### SOMOTILLO

FERRETERIA SALAS-PRINCIPAL  
Contiguo a gasolinera Uno Somotillo  
(505) 5845-4837  
ferretsomotillo@hotmail.com

### PANAMA

ANCON  
CENTRO DE SERVICIOS DE FABRICA MAKITA  
Calle Diego Domínguez, Albrook - P.H.  
Albrook Office Center, local n°4  
(507) 315-0305 / 0651  
asistentempa@makitalatinamerica.com

### BUGABA

A.L. MOTORS  
La concepción, Urb. Zaratí, casa #46  
(507) 730-0108  
(507) 6816-4130  
almotorsbugaba@gmail.com

### CHAME

MULTIREPUESTOS MUNNSA  
Vía Interamericana, Bejuco, Diagonal a la  
Estación de combustible Delta.  
(507) 345-3478  
(507) 6910-2299  
(507) 6911-8698  
2004raiza@gmail.com

### CHITRE

S.T. ELECTRI-MOTORES  
Calle Francisco Rodríguez, Pasando la  
Escuela de Bellas Artes  
(507) 970-1396  
electrimotores@gmail.com

### COLÓN

ELECTRÓNICA SAN ANDRESITO  
Calle 12, Entre Ave. Amador Guerrero &  
Ave. Justo Arosemena  
(507) 6238-1343  
andretty21@hotmail.com

### DAVID

SERVICIOS ELECTRO-INDUSTRIALES  
Ave. 3ra Oeste & Calle B Sur, San Mateo  
(507) 774-6468  
seindustriales@hotmail.es

### SERVICIOS Y CONSTRUCCIONES GUERRA #1

Calle M Sur, Lassondes, detrás de la  
Universidad Tecnológica  
(507) 775-5990  
colorpro507@gmail.com  
guerramateriales02@gmail.com

### SERVICIOS Y CONSTRUCCIONES GUERRA #2

Calle D Sur, San Mateo, a un costado del  
Centro Básico General San Mateo  
(507) 730-5060  
colorpro507@gmail.com

### JUAN DEMOSTENES AROSEMENA

SERVICENTRO ECONO HOGAR #2  
Vía Interamericana, Nuevo Arraján,  
diagonal a Casa Wong  
(507) 344-3128 / 3129  
econohogar2@gmail.com

### JUAN DIAZ

CDISA (COMPAÑÍA DE DESARROLLO INDUSTRIAL S.A.)  
Calle 3ra, El Aguaje, Llano Bonito, Final de  
la calle a mano izquierda.  
(507) 203-8657 / 7350 / 8658  
ventas@cdisapanama.com  
gerencia@cdisapanama.com

### SERVICENTRO MAGDA

Calle Domingo Díaz, San Pedro, Frente a  
mini super San Fernando.  
(507) 266-5415  
marcosmadga64@gmail.com

### MAÑANITAS

RESHELECT  
Calle Jose María Torrijos, pasando el Su-  
permercado La Pagoda, Frente a Bodegas  
Galores  
(507) 388-9107  
(507) 6408-1481  
eduardoedycampos875@gmail.com

### PANAMA CITY

SERVICENTRO ECONO HOGAR #1  
Calle 63 Oeste, Urb. Los Angeles, Frente a  
IPACOP.  
(507) 279-9838 / 9839  
econohogar@cwpanama.net

### PENONOME

ELECTRO MAQUINAS Y EQUIPOS  
Calle 28 de Nov.  
(507) 6742-5287  
(507) 6441-2589  
electromaqsyequipos@gmail.com

### RIO ABAJO

REPARACIONES ACEVEDO, S.A.  
Calle 9Na., Entrando por el Credicorp Bank  
(507) 224-2748  
(507) 6629-3086  
cristianacevedo141@gmail.com

### SAN MIGUELITO

MEGA SERVICIOS Y ALQUILERES, S.A.  
Los andes, Ojo de Agua, detrás de estación  
de combustible Delta.  
(507) 398-0955 / 0019  
megaseral@hotmail.com

### PFG (PANAMA FOREST AND GARDENS)

Calle 4ta. Rio Abajo, Edificio Beverly, local  
#7, Diagonal al Discovery Center de Vía España  
(507) 395-2017  
(507) 6829-9991  
pfgventas2@gmail.com

### REPARACIONES SORFISA

Calle F, Villa Lorena, Entrando por  
Fundación Alberto Motta.  
(507) 388-4510  
(507) 6949-3408  
reparacionessorfisa@hotmail.com

### SERVICIOS TONY

Vía fernandez de cordoba, local #1  
(507) 261-0144  
serviciostony@gmail.com

### SANTIAGO

SERVICIOS ELECTRÓNICOS BJT  
Calle Quinta, vías al mercado publico, al  
lafo de Iglesia Evangelica.  
Detrás de Súper Carnes  
(507) 933-0752  
(507) 6415-0326  
servicioselectronicosb.j.t@hotmail.es

### VISTA ALEGRE

ALMACEN Y FERRETERIA LG  
Vía Interamericana, Diagonal a la Estación  
de combustible Puma.  
(507) 251-2663  
almacenflg@hotmail.com

### SAINT KITTS & NEVIS

BASSTERRE  
TDC (HOME AND BUILDING DEPOT)  
Frigate Bay Road  
(869) 465-2511 / 2512  
julian.nismosport1@gmail.com

### CHARLESTOWN

TDC (HOME & BUILDING DEPOT)  
Poligono industrial de Pinney  
(869) 469-5430 / 5828  
julian.nismosport1@gmail.com

### SAINT LUCIA W.I.

CASTRIES  
JOHNSONS HARDWARE  
Micoud Street  
(758) 456-0300  
nhassell@johnsons-hardware.com

### SAINT MAARTEN

COLE BAY  
ELECTEC N.V.  
29 Wellington Road  
1 (721) 544 2051  
audrey@electecsxm.com

### PHILLIPSBURG

FAST CUT & SHARPENING  
Hyena Road #1 Cay Hill  
(599) 542-3694

### SAINT THOMAS, U.S. VIRGIN ISLANDS

ANNA S RETREAT  
Allied Rental Center  
4606 Tutu Park Mall  
(340) 775-5134  
alliedrental@gmail.com

### SAINT VINCENT

CALLIAQUA  
OSV GROUP  
Glen Main Road  
(784) 457-5000  
malcolm.ward@osv.com  
scott.ward@osv.com.vc

### SURINAME

KULDIPSINGH SERVICE CENTER  
Jacques van Eerstraat 9  
(+597) 430240  
Martin Luther Kingweg 291  
(+597) 37 24 18  
Duisburglaan 37  
(+597) 49 98 70  
Anamoestraat 2367  
(+597) 55 12 04

### CENTRUM

FERNANDES TECHNICAL CENTER  
Klipstenen St. 3  
(597) 471-313

### TRINIDAD & TOBAGO

LES EFFORT EAS  
ALLIED INDUSTRIAL SUPPLIES CO. LTD  
2-12 Prince Charles  
(868) 652-6900  
aiscl@aiscl.net

### MARABELLA

SAM'S SALES & SERVICE  
Guaracara Tabaquite Rd.  
(868) 658-4408  
samserviceld@yahoo.com

### PORT OF SPAIN

PILLAI TOOLS COMPANY LTD  
Lot 36, Midway El Socorro Road  
(868) 638-3722  
sales@pillaitools.com

### WILLIAM H. SCOTT LTD.

23-29 Independence Square  
(868) 623-2181 / 5  
joanne@whscott.com

### SAN FERNANDO

SOUTHERN SUPPLIES LTD  
Sutton St. And Gomez St.  
(868) 657-5194  
(868) 652-8816  
powertools@ssltd.com  
servicecenter@arctt.com

### WOODBROOK

MARC ONE INDUSTRIAL SUPPLIES LTD  
13 O'Connor Street  
(868) 625-6115  
sarojini.ramnarain@gmail.com

### TURKS & CAICOS ISLANDS

COOPER JACK BAY SETTLEMENT  
BUILDING MATERIALS DOIT CENTER  
1213 Leeward Highway  
(649) 946-4131  
customerservice@doitcenterprovo.com



## MAKITA AUTHORIZED SERVICE CENTERS



## MAKITA AUTHORIZED SERVICE CENTERS

### VENEZUELA

#### VALENCIA

GRUPO REHECA, C.A.

Ave 84 Arevalo Gonzalez #96-14, San Blas

Antigua

(58) 251-435-0443

(58) 251-448-1588

#### CARACAS

ELECTRO HERRAMIENTAS 905, C.A

Av. Guzman Blanco con calle ciega Mada-

riaga, Local 1, los Laureles, El Paraiso

(58) 212-482-3158

#### JAPANTOOLS

Av. El Rosario, Los Chorros, Edif. Azul entre

Prolicor y Bima.

(58) 412-020-7572

(58) 414-354-3287

#### BARQUISIMETO

HERRAMIENTAS FARIÑA

Carrera 19 entre Calles 43 y 44

(58) 251-717-9981

(58) 251-446-522

#### SUPER HERRAMIENTAS, C.A

Av. Pedro León Torres, entre calle 55 y 55-A,

C.C Canaima PB. Local L-4

(58) 251-435-0443

(58) 251-448-1588

Isla Margarita - Porlamar

Servi Tool C.A

Calle Narvaez entre Marcano e Igualdad

(58) 295-263-9895



LATIN AMERICA AND CARIBBEAN

**THE LARGEST SERVICE  
IN THE ENTIRE REGION**



## AUTHORIZED SERVICE CENTER

- › GENUINE SPARE PARTS
- › WARRANTY CLAIMS
- › TOOL MAINTENANCE AND REPAIR
- › CERTIFIED TECHNICIANS

































































CHECK ALL MAKITA  
AUTHORIZED SERVICE  
CENTERS HERE



makitalatinamerica



	Double insulation		Orbital cutting		28.6mm hex shank		Static free hose
	Variable Speed		Makita shank jig saw blade		Spline shank		Dust collection
	Brake		Bayonet shank jig saw blade		30mm hex shank		Built-in Jop light
	Reversing		Laser marker		Torque limiter		Wooden carrying case
	Mechanical 2-Speed		Hook & loop		Constant speed		Carrying case
	Mechanical 3-Speed		Depth adjustment		Soft start		Asimetric
	Mechanical 4-Speed		Anti-Restart Function		Bevel cutting 45 left		Simetric
	Electronic 2-Speed		Sequential and bump-fire		Bevel cutting 45 LR		Capacitor discharge ignition
	Electronic 3-Speed		Wire collated nail		Bevel cutting L45 R5		Auto decompression
	Electronic 4-Speed		Sheet collated nail				
	Keyless chuck		Silent sheet				
	Torque setting 5		Inlet filter				
	Torque setting 6		Auto firing stop				
	Torque setting 9		Anti-vibration				
	Torque setting 16		Automatic oiling				
	Torque setting 18		Chain brake				
	Torque setting 21		Primer pump				
	SDS-PLUS		Electric star				
	SDS-MAX		Descompression valve				
	17mm hex shank		Rapid start				
	19mm hex shank		Stainless tank				
	21mm hex shank		Revolving hose				





# CARBON BRUSHES

110V-120V

## CARBON BRUSH

CARBON COD	MAKITA COD	COMPATIBLE MODELS
CB-75	194971-2	3706, 4327, B03710, B03711, B05030, GV5010, HP1630, JV0600, M0600, M0801, M4301, M6501, M8100, M8103, M9201, M9203, JR3000V
CB-100	194974-6	6906, JN3200, JS3200
CB-106	194976-2	3606, M3601, RP0900K
CB-107	194977-0	M3601, 3606, RP0900K
CB-124	194982-7	6906, JN3200, JS3200
CB-154	194986-9	2703, 2704, 5007F, 5007N, 5007NB, 5800NB, GA7911, LS1030, LS1040, LS1219, LS1220, LS1221, M9400, TW1000, UC4530A
CB-203	194991-6	5402NA, HW1200, HW1300, LC1230, LW1401, M0920, M3600, RP1800, RP1801F, RP2301FC.
CB-253	194547-5	GA5020C, GA5021C, PC5000C, PC5001C, JR3020
CB-303	194996-6	2107F, 4100KB, 4100NH, 4100NH2, , 4131, 237C, 9403, 9404, 9902, 9903, 9920, HS7010, HS7600, HS7610, JN3201, JR3070CT, JS3201, M0400, M5801, M5802, M6600, M9002, RD1100, RD1101, RF1100, RF1101, RP1100, RP1101, SP6000, UB1103,
CB-311	194998-2	GA5020
CB-325	195001-2	9557HN, 9557HP, 9564P, B06050, GA4541R, GA5040, GA5040R, GA5041R, GD0600, GD0601, GD0800, HR2470F, HR2610, HR2611F, HR2611FT, HR2630, HR2631F, HR2631FT, , HR2810, HR2810T, HR2470, M9510
CB-407	195007-0	4350FCT, 4351FCT, B04556, B05030, DA3010F, DP4002, FS4200, HP1640, HP1641, HP2042, HP2050, HP2070, JS1300, M9200, M9204

CARBON COD	MAKITA COD	COMPATIBLE MODELS
CB-408	195008-8	3709, DS4012, DS5000, JN1601, KP0800, M1901, M1902, M3700, M4302, M9100, M9502, RT0700C, RT0701C, TD0101, TW0350.
CB-430	191971-3	BSS501, DC0180, DCS552, DGA452, DGD800, DHR165, DJN161, DJS161, DJV180, DPB180, DPJ180, DSS501, DUB361, DUC122, LXC001, LXDG01, LXJP02, LXNJ01, SC190D, UB360D
CB-430	195018-5	BSS501, DC0180, DCS552, DGA452, DGD800, DHR165, DJN161, DJS161, DJV180, DPB180, DPJ180, DSS501, DUB361, DUC122, LXC001, LXDG01, LXJP02, LXNJ01, SC190D, UB360D
CB-440	195021-6	DHP456, DHP458, DHP482, DTD146
CB-448	196855-0	DTD152, DTW251, XDT11
CB-441	195022-4	DHR241, DJR181, DJR182, DJR186, DKP180, DLS713, DSS611, DTW450, LS800D, LXP001, LXSL01, LXWT01
CB-458	195025-8	GA4030, GA4530, GA4534, GA5034, JS1601, JS1602, M0901, M8700, M8701, M9507, M9800, PJ7000, TM3000C, TM3010C
CB-500	JM23000123	M2300 ,MLS100 ,MLT100
FP-93	375009-001	SJ401
L82F10	UD0EIB106C	HB500
CB-262	1911H3-8	GA4590, GA4591, GA4592, GA4593, -GA4594, GA4595
CB-258	191D84-4	GA4550, GA4550R, GA4551R, GA4553R, GA5050, GA5050R, GA5051R, GA5052, GA5053R
CB-224	191T31-1	GA7080, GA7081, GA7082, GA9070, GA9071, GA9080, GA9081, GA9082

## CARBON BRUSH

CARBON COD	MAKITA COD	COMPATIBLE MODELS
CB-64	191627-8	B03710, GV5010, MB0370
CB-85	194973-8	HP1630, M8100, M400, M0601, M8103, M6501
CB-106	194976-2	HP2010N, M3601, MRP090, RP0900
CB-154	194986-9	5007NF, LS1220
CB-203	194991-6	HW1200, HW1300, LC1210, LC1230, LW1401, M0920, M0921, M2400, M2401, M2403, M3600, M3602, RP1800, RP1801, RP1803, RP2301-FC, RP2303FC
CB-253	194547-5	4100NB, GA5020C, PC5000C
CB-303	194996-6	2107F, 4100KB, 4100NH, 4100NH2, 4131, 4200NH, 9237CB, 9403, 9404, 9902, 9903, CA5000, , DS4000, GA5020, GA5021, HS7611, JN3201, JR3070CT, JS320 M0400, M4001, M4500, M5801, M5802, M6201, M6600, M9002, M9003, MCC400, SP6000, UB1103
CB-325	195001-2	9557HN, 9557HP, 9557NB, 9557PB, 9564P, B06050, GA4540, GA4540R, GA4541R, GD0600, HR2470, HR2470T, HR2610, HR2610T, HR2630, HR2630T, HR2631FT, HR2810, HR2810T, M9510
CB-411	195010-1	3901, DS5000, HP0300, JN1601, KP0800, M1901, M1902, M3700, M4302, M9100, M9502, M9502R, M9503R, MGA450, MJV431, MKP080, MKP082, RT0700C, TW0350
CB-419	191962-4	4350CT, 4350FCT, 4350T, B04556, B05030, B06030, DFS4200, , HP1640, , HP2030, HP2050, HP2050F, HP2070F, JS8000, MB0450

CARBON COD	MAKITA COD	COMPATIBLE MODELS
CB-459	195026-6	GA4530, GA4530R, GA4534, GA5030, GA5030R, JS1601, JS1602, M0901, M8700, M8701, M9507, M9800, PJ7000, TM3000C, TM3010C
FP-93	375009-001	SJ401
L82F10	UD0EIB106C	HB500







# CARBON BRUSHES

**AUTO  
DISCONNECTION**

## AUTO DISCONNECTION CARBON BRUSH

**110V-120V**

CARBON COD	MAKITA COD	COMPATIBLE MODELS
CB-105	194975-4	M8600
CB-175	195845-0	HM1203C, HM1205C, HM1213C, HM1214C, HM1307CB, HM1317CB, HR5202C, HR5212C
CB-204	194992-4	GA7050, GA9040S, M9001, VR1000
CB-218	197128-4	GA7064, GA9060, GA9060R, GA9061, GA9061R, GA9062, GA9063R, HM1512, HM1512E, HM1812
CB-340	196454-8	9564CV, 9564PCV, 9565CV, GA4540C, GA4541C, GD0800C, GD0801C, PC5010C, PO5000C, PW5001C, SG1251
CB-351	197244-2	HM0870C, HM0871C, HR3001C, HR3011FC, HR3012FC, HR3210C, HR4002, HR4003C, HR4013C

## AUTO DISCONNECTION CARBON BRUSH

**220V-240V**

CARBON COD	MAKITA COD	COMPATIBLE MODELS
CB-105	194975-4	HM0810, HM0810T, M8600
CB-155	194987-7	HM1201, HM1202, HM1202C, HR3850B, HR4500C, HR5000, HR5001C
CB-175	195845-0	HM1203C, HM1205C, HM1213C, HM1214C, HM1307CB, HM1317C, HM1317CB, HR4501C, HR4510C, HR4511C, HR5201C, HR5202C, HR5211C, HR5212C
CB-204	194992-4	GA7020, GA7021, GA7040S, GA7050, GA9020, GA9040S, GA9050, HM1810, M9000, M9001, VR1000
CB-327	194285-9	HM0830, HM0860C, HM1100C, HR3000C, HR4000C
CB-340	196454-8	9564CVR, GA4540C, GD0811C, B06040
CB-351	197244-2	HR3001C, HR3011FC, HR3012FC, HR4003C, HR4013C



OVER **100** YEARS OF  
**INNOVATION**

Makita has been at the forefront of cutting-edge motor design for over a century, establishing itself as a pioneer in the realm of battery-powered tools. By offering industrial equipment and engineering accessories, Makita caters to the construction industry's demands, empowering professional users to enhance their productivity and meet high efficiency standards.

# TECHNOLOGIES

Makita offers technologies designed to provide safety and comfort to user, as well as long life and greater performance of the tools



## HIGH PERFORMANCE WITH BRUSHLESS DC MOTOR

Maintenance-free motor due to the fact that the production of energy is without carbon, in addition to having higher performance, it produces less friction and heat than DC motors. More work with a single battery charge, since the production of energy is more efficient, because its energy field is continuous.



## LXT® LITHIUM-ION

The 18V and 36V (18V X2) LXT® technology tools use batteries with a cooling system that does not allow the battery to warm up, besides providing a fast charge. (the charging time varies according to the battery's amperage). Intelligent charging system, charging and discharging is complete, increased battery life.



## XPT™ EXTREME PROTECTION TECHNOLOGY

This technology provides protection against dust and water droplets when working with it on the outside. This protection is not valid for the machine to be submerged, but prevents the entry of rainwater. The openings of the ventilation, have rubber seals that block the entry of waste, protecting the electrical components.



## AUTOMATIC TORQUE DRIVE TECHNOLOGY

In light work, the tool works in high speed mode, in heavier jobs the tool automatically switches to high torque mode. Facilitates the operations of more continuous or prolonged use.



## ACTIVE FEEDBACK SENSING TECHNOLOGY

If the speed drops suddenly due to an accidental or intentional clogging of the disk, the AFT function shuts down the tool to protect the user. This function does not prevent clogging, but it helps to avoid accidents.



## EXTREME COMPACT TECHNOLOGY

New line of 12V CXT chargers and batteries of compact size, lightweight and multi-contact sliding terminal. It has a reinforced cooling system that works with a fan and protects the battery. They have an indicator of the battery charge, they are compact and their charging time varies according to the battery's amperage.



## AUTO-START WIRELESS SYSTEM

System to connect a wireless tool with another one via Bluetooth, in this way the second one will be activated when you start working with the first one. The wireless activation function allows convenient operation. By connecting a tool via a Bluetooth link, the tool is turned on, automatically activating the vacuum.



## ANTI-VIBRATION TECHNOLOGY

Dynamic absorption of vibration, ensures an operation with low vibration. The design of the body of the tool allows better management thanks to its flat sides. When working with the tool for long periods the AVT system avoids greater fatigue to the user.



## WET GUARD TECHNOLOGY

High water resistance technology, allows the user to use the tool even if it is wet, taking care of the engine and its components, designed for outdoor work tools or garden care.



## SPEED SUPPRESSION TECHNOLOGY

Automatically reduces the vibration of the tool when there is no workload, decreases the amount of vibration in the hands of the user during the operation of the tool. Minimizes the deflection of the chisel when placed at the exact point to break.



## DXT™ DEEP AND EXACT CUTTING TECHNOLOGY

Cutting depth: gear reduction unit 3 steps and retractable rear guard. Provides long cutting capacity in crown molding and base molding. Cutting accuracy: double sliding mechanism, use of 4 short steel rails free of vibration with precise and precise cutting, plus a compact design of the tool.



## SUPER JOINT SYSTEM

The spring acts as a mechanical clutch, avoiding damage to the gears and possible risks. Elimination of jerking due to accidental disc lock during work. When the disc is blocked the user receives a jolt that can be dangerous because the machine makes a small bounce.



## SJSTMII

System that decreases the vibration originated from the roughing disk, since it has a spring that absorbs vibration. By reducing the vibration that reaches the user, it makes its operation more comfortable and with less fatigue.



## ANTI-RESTART TECHNOLOGY

Prevents accidental start-up, prevents the tool from starting even when the switch is in the on position in a sudden power cut. It has an LED light that when turned red indicates that the tool is latched and the anti-restart technology is activated; when unpairing the LED light it turns green indicating is ready to continue working.



## MM4® 4-STROKE ENGINE

High performance, compact and lightweight. Low emission of pollutants. Easy operation and low maintenance cost. Does not require mixing and low noise level.



## EXTREME GENERATION TECHNOLOGY

XGT® is a new 40V | 80V max system of cordless equipment and tools. XGT® outpowers, outsmarts, and outlasts the rest. Through Makita's innovative engineering, the technology within XGT® will lead to creating the equipment and tools of the future.



## STAR PROTECTION COMPUTER CONTROLS™

Makita created STAR Protection Computer Controls™. STAR Protection is a communications technology that monitors conditions during use, allowing the tool and battery to exchange data to protect against overloading, overdischarging and overheating.

# XGT MOST POWERFUL SYSTEM

Engineered to achieve the optimum power required for heavier load applications. These high-powered products are the one-battery solution to handle the most demanding jobs and environments.

OUT  
POWER



OUT  
SMART



OUT  
LAST



# 125+

## PRODUCTS

### ONE SYSTEM



## XGT BATTERIES & CHARGERS

COMPACT SIZE			LONGER RUN TIME		
2.0Ah Battery 191L29-0 BL4020	2.5Ah Battery 191B36-3 BL4025	4.0Ah Battery 191B26-6 BL4040	4.0Ah Battery 1910N6-8 BL4040F	5.0Ah Battery 191L47-8 BL4050F	8.0Ah Battery 191X65-8 BL4080F
22 MIN. CHARGE TIME	28 MIN. CHARGE TIME	45 MIN. CHARGE TIME	45 MIN. CHARGE TIME <small>HIGH OUTPUT BATTERY</small>	50 MIN. CHARGE TIME	76 MIN. CHARGE TIME <small>2X LONGER RUN TIME</small>

DC40RC Standard Charger 191M85-6 (120V) / 191M90-3 (240V)	DC40RA Rapid Charger 191F37-5 (120V) / 191E07-8 (240V)	DC40RB Dual Port Charger 191N04-8 (120V) / 191N09-8 (240V)

## COMPATIBILITY

ADP10 (191C09-2)



Adapts 40V max XGT chargers to charge 18V LXT batteries





# WORLD'S LARGEST 18V SYSTEM

ONE SYSTEM. ENDLESS POSSIBILITIES  
Makita's Brushless Motor, battery technology, and enhanced communications work together to deliver maximum performance and efficiency for every trade

LXT BATTERY  
**MORE RUN TIME**




LXT RAPID CHARGER  
**FASTER CHARGING**



BRUSHLESS MOTOR  
**LONGER MOTOR LIFE**



STAR PROTECTION  
COMPUTER CONTROLS  
**EFFICIENT POWER**



18V




36V

**320+ PRODUCTS\***

**ONE SYSTEM**



## BATTERIES & CHARGERS



**FASTER CHARGE TIME**

**HIGHEST OUTPUT**

**1.5Ah Battery**  
196235-0  
BL1815N

**2.0Ah Battery**  
197254-9  
BL1820B

**3.0Ah Battery**  
197599-5  
BL1830B

**4.0Ah Battery**  
197267-0  
BL1840B

**5.0Ah Battery**  
197280-8  
BL1850B

**6.0Ah Battery**  
632F69-8  
BL1860B



**DC18SD**  
Standard Charger

630567-0 (120V)  
630570-1 (240V)



**DC18RC**  
Rapid Charger

196433-6 (120V)  
195584-2 (220V)



**DC18SE**  
Automotive Charger

194618-8



**DC18RD**  
Dual Port Charger

196963-7 (120V) / 196933-6 (220V)



**DC18SF**  
4-Port Charger

196426-3

# OPTIMUM CHARGING SYSTEM

## The charging time in practical condition

In case that battery that became 70 degrees C right after use is charged in the environment of 25 degrees C.

It is necessary to cool down the battery before you begin to charge it when you charge the battery, which is the high temperature after use.

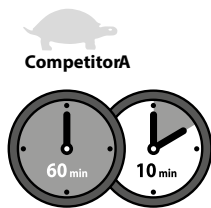
Makita developed the original charger system; Built-in the cooling fan.

**22min**

**Fast charging with cooling fan**




**Total 34 min**



**Total 70 min**

## Well balanced cooling

The design which air flows efficiently overall and it can cool cell evenly and rapidly. Well-balanced cooling system prevents the load only to a part of cell and makes battery life longer.



**Battery Cell**

**Optimum Air flow MAKITA**

**CompetitorA**  
Unbalanced Cooling  
Out of air flow



**High**  
**Low Temperature**



**CompetitorB**  
Without cooling  
Locked



**40%Lighter**



**MAKITA**  
18V Li-ion 3.0Ah  
14.4V Li-ion 3.0Ah

**MAKITA**  
18V / 14.4V  
Ni-MH 3.0Ah



**LXT LITHIUM-ION**

**430%**

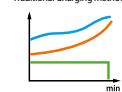
**Extreme Stamina**  
Life time work volume



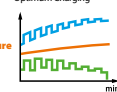
The charger communicates with the individual cell in battery and then it controls current, voltage, and temperature. The both rapid and optimum charge was achieved. It made battery life longer.

**Total Power Delivery Amount of each battery's service lifetime**

Traditional Charging Method



Optimum Charging



	Li-ion 5.0Ah	710
	Li-ion 4.0Ah	570
	Li-ion 3.0Ah	430
	Ni-MH 2.8Ah	130
	Ni-Cd 1.9Ah	100

The numbers in the chart are relative values when the amount of Ni-cd 1.9Ah is indexed at 100.

## Well balanced Charging

### Built-in-CPU

The built-in CPU in battery records the battery usage history and transmits it to the charger.



**Digital Communication**



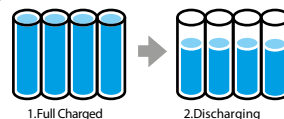
### Built-in-CPU

The CPU built in the charger analyzes its condition; high temperature, re-charge after full charged, over-discharging. The battery lasts long life because it can be charged at the best method and time.



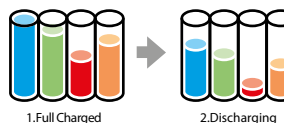
## MAKITA: Capacity Balanced Battery Pack

1. It is designed that an individual cell whose condition is full, discharge, empty works well. It is hard to become the over-discharge and an overcharge because the individual cell capacity prevent to anomalies.
2. It is possible to use it efficiency because the capacity of each cell is not uneven and discharge evenly



## Competitor A: Capacity Unbalanced Battery Pack

1. Competitor charging system causes to decrease the capacity of the cell, which weakened by the heavy load work because Competitors do not install an optimum charge.
  2. Discharge stops by using the capacity of the weakened cell completely, when you use the power tool in the condition, noted as above.
- Therefore the capacities of the other cells are not used completely, so that workloads are decreased at a charge.



Anytime Charge

No Memory Effect  
No discharging required



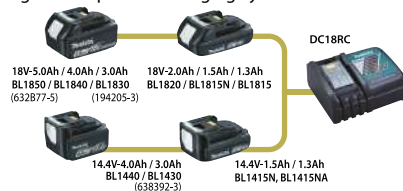
Shock Absorbing  
Heavy Duty Pack



Longtime Storage  
Low Self Discharge



Batteries and Chargers for Optimum Charging System



# 18Vx2 LITIO-ION

Powered by two 18V li-ion batteries in series

**18v + 18v → 36v**

Two 18V Lito-ion can be directly installed on the machine to supply energy to the powerful 36V DC motor drive system.



## The compatible batteries are:

When different capacity batteries are used together (for example, 1.5Ah (BL1815N) and 3.0Ah (BL1830) or fully charged 3.0Ah and 70% charged BL1830B), the machine stops when the battery with less capacity gets empty.

### 1.5Ah BL1815N



**2.0Ah BL1820**  
With Battery fuel gauge

### 3.0Ah BL1830

With battery fuel gauge



Watch video



## SECURITY NOTICE

Basic instructions for your health and safety

Always read the **INSTRUCTION** manual of your tools



### Physical care

1. Wear safety glasses and shoes, as well as gloves and ear plugs.
2. For work with dust and spark use mask or mask
3. Wear appropriate work clothes, do not get stuck.
4. Do not operate the tools if you are tired.



### Work posture

1. Keep your feet firm for a good balance
2. Use the tool in the correct position.
3. Do not force the tool in inappropriate work.

### Work environment

1. Keep the work area dry and clean
2. Keep children or strangers at a distance.
3. Avoid flammable substances or expose power tools to rain.
4. Hold or stabilize the materials to be worked.
5. Keep the work area illuminated.



### Management of tools

1. Select and use the right tools for each type of work.
2. Do not disconnect the cable by pulling it or handling it roughly.
3. Use additional accessories or attachments appropriately.
4. Be careful not to work or leave tools near sharp objects that could damage it.
5. Unplug power tools if they are not in use.



### Maintenance

1. Store the tool in a dry and safe place.
2. Regularly check the proper functioning of tools and accessories.
3. Use only original spare parts and parts in case of replacement.
4. Before connecting the tool, check the voltage levels.





## CHOOSE GENUINE MAKITA® PARTS & ACCESSORIES

**“KNOCK-OFF” MAKITA® LITHIUM-ION BATTERIES MAY BURST CAUSING FIRES, PERSONAL INJURIES OR PROPERTY DAMAGE**

**CAUTION MAKITA® LATIN AMERICA, INC. NOTIFIES TOOL USERS OF THE HAZARDS AND RISKS OF USING NON-GENUINE (“KNOCK-OFF”) MAKITA® LITHIUM-ION BATTERIES.**

MAKITA® LITHIUM-ION BATTERIES ARE MANUFACTURED TO STRICT STANDARDS, AND ARE ENGINEERED WITH INTERNAL ELECTRONIC CIRCUITRY TO MONITOR THE BATTERY CONDITIONS WHEN IN USE WITH MAKITA® TOOLS AND CHARGERS. BY USING A NON-GENUINE MAKITA® “KNOCK-OFF” BATTERY OR BATTERIES THAT HAVE BEEN ALTERED, THE SOPHISTICATED ELECTRONIC COMMUNICATION SYSTEM BETWEEN THE BATTERY AND CHARGER AS WELL AS BETWEEN THE BATTERY AND THE TOOL MAY BE DEFEATED. THIS WILL RESULT IN:

- VOIDING THE MAKITA® WARRANTY FOR THE MAKITA® TOOL AND CHARGER
- VOIDING THE UL/CSA STANDARDS APPROVAL OF THE TOOL

WHEN USING NON-GENUINE MAKITA® BATTERIES, THERE IS ALSO A RISK OF:

- The battery bursting that may result in personal injury and/or property damage
- Possible fire damage to the tool, the battery and/or the charger
- Unknown tool performance

Makita® bears no liability for accidents, personal injury or property damage (or damage to batteries, tools or chargers) that occurs as a result of the use of “knock-off” batteries, or batteries that have been repaired or altered in any way.

Don't be fooled! Genuine Makita® batteries are black in color, have the Makita® trademark logo with Lithium-Ion identification on both sides, and have the Makita® trademark logo on the bottom of the battery. “Knock-off” batteries may appear to be similar to genuine Makita® batteries but have no Makita® branding on them. Makita® only approves the use of genuine parts and accessories with Makita® tools. Makita® does not approve the use of non-genuine or “knock-off” Lithium-Ion batteries which are marketed and sold by third parties for use in Makita® Lithium-Ion cordless tools.



## LI-ION and CXT Batteries and Charges

Time Reference, compatibility chart

THE LXT® ADVANTAGE



### Battery fuel gauge

The power remaining in the battery can be indicated in 4 stages simply by pushing a button (models BL1021B y BL1041B)



**DC10SB** (120V)  
(197344-8)



**DC10WD** (120V)  
(197340-6)

**DC10WD** (240V)  
(197343-0)

12V Lithium-Ion	DC10SB / DC18RE	DC10WD
1.5 Ah	22 min Fast Charging	50 min
2.0 Ah	30 min Fast Charging	70 min
4.0 Ah	60 min Fast Charging	130 min

12V Lithium-Ion	DC10WB (120V) (195332-3)	DC10WB (240V) (196336-4)
1.3 Ah	50 min.	
7.2V Lithium-Ion		
1.3 Ah		35 min.



## INDEX

1600	156	CF001G	108
2703	152	CF002G	107
2704	152	CF100D	108
3606	157	CF101D	108
3706	159	CL001G	87
3709	159	CL003G	87
4131	133	CL108FD	88
4327	155	CL114FD	88
6407	119	CL121D	89
6413	119	CLX224X	84
6906	121	CLX228	85
9032	147	CS002G	47
9046	148	CW001G	117
9403	148	CW004G	117
9404	148	DA001G	50
9902	147	DA3010F	120
9910	147	DAS180	70
9920	147	DBO180	66
1805N	157	DBO380	66
1912B	156	DBO482	66
2012NB	157	DBS180	59
2107FK	134	DCC500	64
2703X1	152	DCF102	108
3711-240	159	DCF203	108
4100NH2	133	DCG180	69
4329K	155	DCL180	87
4350FCT	156	DCL184	89
4350T	155	DCL281	88
5007MG	153	DCL284F	88
5007N/K	153	DCO181	67
5008MG	154	DCS552	63
5402NA	154	DCS553	63
5477NB	154	DCU180	105
6302H	119	DCU601	105
6408K	119	DCU602	105
9005B	139	DCU604	106
9237C	144	DCW180	117
9237CB-240	144	DDA450	54
9557HNG / 9557HNRG	138	DF001DW	85
9557HPG	138	DF333D	81
9558HNRG-240	140	DFJ210	109
9564CV	139	DFJ214	109
9564P	138	DFJ310	109
9564PCV	139	DFJ410	109
9924DB	147	DFN350	65
AC001G	164	DFR551	66
ADP05	116	DFS452	66
AF506	160	DFV214	109
AS001G	50	DG002G	105
BO3710	148	DGA452	59
BO4556	149	DGA454	59
BO4557	148	DGA455	59
BO4558	149	DGA456	60
BO4900	149	DGA458	60
BO5030 / BO5031	149	DGA462	60
BO6030	149	DGA468	60
BO6050J	150	DGA469	60
CE001G	43	DGA506	61

## INDEX

DGA512	61
DGA518	61
DGA701	61
DGA901	61
DGP180	70
DHG181	70
DHP453	54
DHP458	54
DHP482	54
DHP484	55
DHP485	55
DHP486	55
DHP489	55
DHR171	53
DHR182	53
DHR241	53
DHR242	53
DHR263	53
DHR280	54
DHS660	64
DHS680	64
DHS711	64
DHS781	65
DJR183	62
DJR186	62
DJR187	63
DJR189	63
DJV180	62
DJV182	62
DJV184	62
DKP181	67
DLM330	99
DLM432	99
DLM530	100
DLM532	100
DLM538	100
DLS212	65
DLS600	65
DLW140	58
DLX2131	73
DLX2131T	73
DLX2142Y	71
DLX2145J/TJ	76
DLX2180MX-240	76
DLX2180TX	75
DLX2336SYX	71
DLX2401ST	74
DLX2414X7B	72
DLX2414YX7	72
DLX2416X1	74
DLX2416YX2	75
DLX3165ST	77
DMC300	63
DML186	111
DML805	113
DML806	112
DML808	111
DML809	114



DML810	114
DML811	114
DML812	113
DML814	114
DML815	111
DML816	112
DMP180	116
DMP181	116
DMR055	115
DMR114	115
DMR300	115
DP4000	120
DP4002	119
DPB183	58
DPO500	68
DPO600	68
DPV300	69
DRC200	90
DRC300	89
DRT50	65
DRV150	67
DRV250	67
DS4012	120
DS5000	120
DSC163	59
DSL801	68
DSS611	64
DTD152	55
DTD153	56
DTD156	56
DTD157	56
DTD172	56
DTM50	68
DTM52	68
DTR180	69
DTR181	69
DTW1001	58
DTW1002	58
DTW180	57
DTW181	57
DTW190	57
DTW251	57
DTW300	57
DTW700	58
DUA301	104
DUB184	94
DUB185	94
DUB363	94
DUC101	101
DUC150	102
DUC254	102
DUC306	102
DUC355	102
DUC356	103
DUC406	103
DUC407	103
DUH523	98
DUH601	98



## INDEX

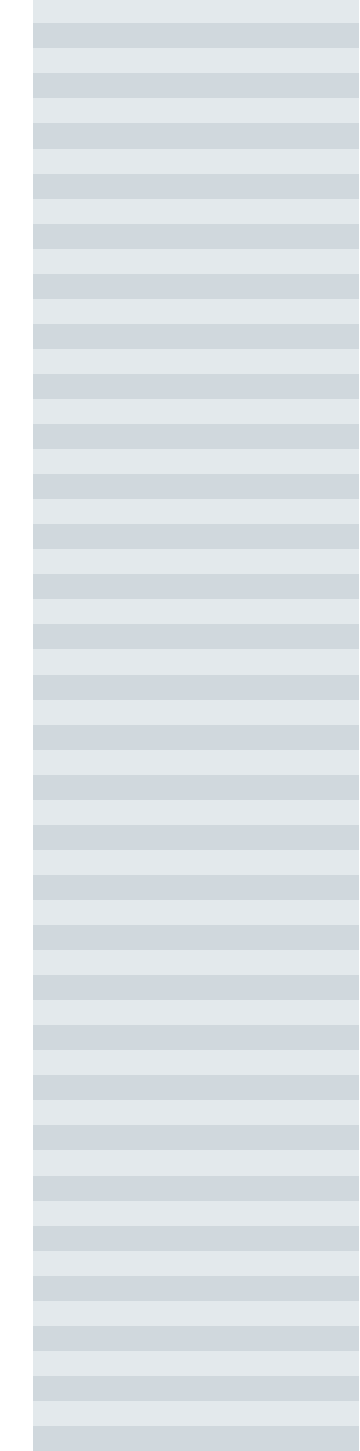
DUH606	99	GA7061	142
DUH607	99	GA7061R	142
DUH651	98	GA7064	141
DUM111	101	GA7070	142
DUN461W	101	GA7080	142
DUN500W	101	GA7082	141
DUP362	101	GA7911	142
DUR190	96	GA9030	144
DUR192	97	GA9050	143
DUR193	97	GA9060R	143
DUR368	97	GA9061	143
DUR369	97	GA9061R	144
DUS054	104	GA9070	143
DUS108	104	GA9080	144
DUS158	104	GA9082	143
DUT130	69	GB602	146
DUX18	95	GB801	146
DUX60	95	GD0600	145
DVC150	90	GD0603	146
DVC152	90	GD0801C	146
DVC153	90	GS5000	146
DVC155	91	GV5010	145
DVC156	91	GV7000C	145
DVC157	91	HB350	122
DVC261	87	HB500	122
DVC560	89	HG6530VK/ -240	160
DVC660	87	HM001G	42
DVC665	86	HM002G	42
DVC750	89	HM0810B	130
DVP181	70	HM0870C	131
DWD181	70	HM1101C	131
DWR180	56	HM1203C	131
FN001G	49	HM1205C	131
FS2200	120	HM1211B	130
FS2700	121	HM1213C	131
FS4000	121	HM1214C	132
FS4200	121	HM1307CB	132
FS6300	121	HM1317CB	132
GA004G	45	HM1502	132
GA012G	45	HM1512	132
GA022G	45	HM1812	133
GA028G	46	HP001G	43
GA037G	46	HP002G	44
GA038G	46	HP0300	122
GA049G	47	HP1630	126
GA4030	136	HP1640 / HP1641K	126
GA4530	136	HP2010N	126
GA4530R-240	136	HP2050H	126
GA4534	136	HP2070	126
GA4550	138	HP332D	81
GA4551R	138	HP333D	81
GA4591	139	HP488D	85
GA4592	139	HR001G	40
GA4593	140	HR003G	41
GA4595	140	HR005G	41
GA5020	140	HR006G	41
GA5021C	140	HR007G	41
GA7050	141	HR008G	41

## INDEX

HR009G	42	LS1110F	150
HR010G	42	LS1219L	151
HR140D	83	LS1221	151
HR166D	83	LW1400	135
HR1840	127	LW1401 / X	135
HR2470	127	LW1401-240	136
HR2630T	127	MAC2400	163
HR2630X9	128	MAC5200	163
HR2631F/ FT	127	MAC700	163
HR2652	127	ML001G	112
HR3001CJ	128	ML002G	112
HR3011FCJ	128	ML003G	113
HR3012FCJ	128	ML005G	113
HR3200C	128	ML006G	112
HR4002	129	ML007G	113
HR4003C	129	ML009G	114
HR4013C	129	ML103	111
HR4041C	129	ML105	111
HR4510C	129	MLS100	151
HR5000	130	MLT100	152
HR5202C	130	MP001G	116
HR5212C	130	MP100D	116
HS003G	48	MR001G	115
HS010G	48	MR052	115
HS011G	48	N5900B	154
HS0600	154	PB002G	45
HS7010	153	PC5010C	150
HS7600	153	PDC1200	92
HW001G	106	PDC1500	92
HW101	106	PJ7000	160
HW1200	106	PM001G	104
HW1300	106	PO5000C	150
JN1601	134	PT001G	49
JN3201	134	PV001G	50
JR001G	47	PW5001C	145
JR002G	47	RD1101	157
JR3051TK-240	134	RF1101	157
JR3070CT	134	RP0900K	158
JS1300	135	RP1803-240	158
JS1602	135	RP2301FC	158
JS3201	135	RP2303FC-240	158
JV002G	47	RS001G	48
JV0600K	155	RS002G	48
KP001G	50	RT001G	50
KP0800 / K	156	RT0700CX2	159
KT001G	117	RT0701C	158
LC1230	133	SA7000C	145
LD030P	161	SG1251J	133
LD050P	161	SJ401	153
LD080P	161	SK105GDZ / SK105DZ	162
LH1201FL	152	SK20GD	162
LM001C	100	SK40GD	162
LM002J	100	SP001G	49
LS003G	49	SP6000	155
LS004G	49	TD001G	44
LS1018L	150	TD003G	44
LS1019L	151	TD022D	85
LS1030N	151	TD110D	82



TD111D	82
TM3000CX6	160
TM30D	83
TW001G	44
TW004G	44
TW007G	45
TW0350	122
TW1000	122
TW141D	81
TW161D	82
UA004G	103
UB001C	94
UB001G	94
UB003C	95
UC013G	102
UH006G	98
UH008G	98
UR002G	95
UR003G	96
UR006G	96
UR008G	96
UR012G	96
UR101C	97
US053Z	105
UT001G	42
UT002G	43
UV001G	99
UX01G	95
VC003G	90
VC010G	88
VC011G	86
VC2000L	91
VC3210L	91
VR001G	43
VR004G	43
VR1000/X/X2	160



BEYOND LIMITS

40V | 80V max



**XGT SECTION**



# Makita

# XGT

## NEXT GENERATION TECHNOLOGY

## BEYOND LIMITS

THE XGT SYSTEM DELIVERS HIGHER-POWERED SOLUTIONS. WITH 40V MAX AND 80V MAX XGT PRODUCTS, PROS CAN FULLY EXPERIENCE A BATTERY-POWERED JOB SITE.



### TOOL TERMINOLOGY

G	D	M	T	L	101	201
XGT	2.5AH BATTERY	4.0AH BATTERY	5.0AH BATTERY	8.0AH BATTERY	1 BATTERY	2 BATTERIES



## HP001GD201

### HR001GZ

**XGT**



**AVT** **AWS** **AFT**

Battery and charger are not included

### Combination Hammer

28MM

Impact Energy	EPTA-Procedure 05/2009: 2.8 J
Impact Energy	Concrete / Steel / Wood / Core Bit / Diamond Core Bit (Dry Type): 28 / 13 / 32 / 54 / 65 mm
Blows Per Minute (BPM)	(1-1/8" / 1/2" / 1-1/4" / 2-1/8" / 2-9/16")
No Load Speed (RPM)	0 - 5,000
Chuck Capacity	0 - 980
Sound Pressure Level	95 dB(A)
Sound Power Level	106 dB(A)
Dimensions (L x W x H)	w/ BL4025: 358x102x232 mm (14-1/8"x4"x9-1/8")
	w/ BL4040: 373x102x238 mm (14-3/4"x4"x9-3/8")
Net weight	3.9 - 4.6 kg (8.6 - 10.1 lbs.)

### HR003GZ

**XGT**



Battery and charger are not included

### Combination Hammer

28MM

Impact Energy	EPTA-Procedure 05/2009: 2.8 J
Impact Energy	Concrete / Steel / Wood / Core Bit / Diamond Core Bit (Dry Type): 28 / 13 / 32 / 54 / 65 mm
Blows Per Minute (BPM)	(1-1/8" / 1/2" / 1-1/4" / 2-1/8" / 2-9/16")
No Load Speed (RPM)	0 - 5,000
Chuck Capacity	0 - 980
Sound Pressure Level	95 dB(A)
Sound Power Level	106 dB(A)
Dimensions (L x W x H)	w/ BL4025: 358x102x232 mm (14-1/8"x4"x9-1/8")
	w/ BL4040: 373x102x238 mm (14-3/4"x4"x9-3/8")
Net weight	3.9 - 4.6 kg (8.6 - 10.1 lbs.)

### HR005GZ

**XGT**



**AWS** **AVT**

Battery and charger are not included

### Cordless Rotary Hammer

40MM (1-9/16")

Impact Energy	EPTA-Procedure 05/2009: 8 J
Capacity	Concrete (w/ TCT Bit): 40 mm (1-9/16")
	Concrete (w/ Core Bit): 105 mm (4-1/8")
Blows Per Minute (BPM)	1,450 - 2,900
Shank Type	Hammer: SDS-MAX Shank
Dimensions (L x W x H)	w/o Battery: 477 x 115 x 286 mm (18-3/4 x 4-1/2 x 11-1/4")
Net weight	7.4 - 8.2 kg (16.3 - 18.1 lbs.)

### HR006GZ

**XGT**



**AWS** **80V max** **AVT**

Battery and charger are not included

### Cordless Rotary Hammer

52 mm (2-1/16")

Impact Energy	EPTA-Procedure 05/2009: 21.4 J
Capacity	Concrete (w/ TCT Bit): 52 mm (2-1/16")
	Concrete (w/ Core Bit): 160 mm (6-5/16")
Blows Per Minute (BPM)	1,100 - 2,250
Shank Type	Hammer: SDS-MAX Shank
Dimensions (L x W x H)	w/ BL4040: 610 x 140 x 337 mm (24 x 5-1/2 x 13-1/4")
Net weight	12.9 - 14.3 kg (28.4 - 31.5 lbs.)

### HR007GZ



**XGT** **BL MOTOR** **AFT**

Battery and charger are not included

### Cordless Combination Hammer

**NEW**

Impact energy	3.0 J (2.2 ft.lbs.)
Max output	850 W
Capacity	Masonry: 28 mm (1-1/8") / Wood: 32 mm (1-1/4") / Steel: 13 mm (1/2")
	Core bit: 54 mm (2-1/8") / Diamond core bit: 65 mm (2-9/16")
Blows per minute (BPM)	0 - 5,000
No load speed (RPM)	0 - 980
Dimensions (L x W x H)	456 x 101 x 185 mm (18 x 4 x 7-1/4")
Net weight	3.8 - 4.8 kg (8.4 - 10.6 lbs.)

### HR008GZ



**XGT** **BL MOTOR** **AWS** **AVT** **AFT**

Battery and charger are not included

### Cordless Combination Hammer

**NEW**

Impact energy	3.9 J (2.9 ft.lbs.)
Max output	1,600 W
Capacity	Concrete (w/ TCT bit): 30 mm (1-3/16") / Wood: 32 mm (1-1/4") / Steel: 13 mm (1/2")
	Core bit: 80 mm (3-1/8") / Diamond core bit: 80 mm (3-1/8")
Blows per minute (BPM)	0 - 4,500
No load speed (RPM)	0 - 840
Dimensions (L x W x H)	396 x 97 x 242 mm (15-5/8 x 3-13/16 x 9-1/2")
Net weight	5.2 - 6.8 kg (11.5 - 15.0 lbs.)

# Makita

# Makita

## HR009GZ



Battery and charger are not included

## Cordless Combination Hammer

NEW

Impact energy	3.9 J (2.9 ft.lbs.)
Max output	1,600 W
Capacity	Concrete (w/ TCT bit): 30 mm (1-3/16") / Wood: 32 mm (1-1/4") / Steel: 13 mm (1/2")
	Core bit: 80 mm (3-1/8") / Diamond core bit: 80 mm (3-1/8")
Blows per minute (BPM)	0 - 4,500
No load speed (RPM)	0 - 840
Dimensions (L x W x H)	413 x 97 x 242 mm (16-1/4 x 3-13/16 x 9-1/2")
Net weight	5.3 - 6.7 kg (11.7 - 14.8 lbs.)

## HR010GZ



Battery and charger are not included

## Cordless Combination Hammer

NEW

Impact energy	2.1 J (N/A ft.lbs.)
Max output	1000 W
Capacity	Concrete (w/ TCT bit): 20 mm (13/16") / Wood: 26 mm (1-1/4") / Steel: 13 mm (1/2")
	Core bit: 35 mm (1-3/8") / Diamond core bit: 32 mm (1-1/4")
Blows per minute (BPM)	0 - 5,000
No load speed (RPM)	0 - 1,350
Dimensions (L x W x H)	w/ BL4020 / BL4025: 289 x 93 x 217 mm (11-3/8 x 3-5/8 x 8-1/2")
Net weight	2.8 - 4.5 kg (6.2 - 9.9 lbs.)

## HM001GZ



## Cordless Demolition Hammer

Adapted for SDS-MAX bits

Impact Energy	EPTA-Procedure 05/2009: 9.4 J
Blows Per Minute (BPM)	0 - 2,650
Shank Diameter	18 mm (11/16")
Noise K Factor	3 dB(A)
Sound Pressure Level	89 dB(A)
Sound Power Level	100 dB(A)
Dimensions (L x W x H)	w/ BL4040: 496 x 113 x 258 mm (19-1/2 x 4-7/16 x 10-1/8")
	w/ BL4050F: 516 x 113 x 280 mm (20-1/4 x 4-7/16 x 11")
Net weight	6.3 - 7.1 kg (13.9 - 15.7 lbs.)

Battery and charger are not included.

## HM002GZ



Battery and charger are not included

## Cordless Demolition Hammer

NEW

Impact energy	EPTA-Procedure 05/2009: 20.9 J
Max output	2,600 W
Blows per minute (BPM)	950 - 1,900
Shank diameter	18 mm (11/16")
Dimensions (L x W x H)	574 x 146 x 324 mm (22-5/8 x 5-3/4 x 12-3/4")
Net weight	12.0 - 13.3 kg (26.5 - 29.3 lbs.)

## UT001GZ



Battery and charger are not included

## Cordless Mixer

NEW

Blade diameter	240 mm (9-1/2")
No load speed (RPM)	High / Low: 0 - 920 / 0 - 500
Max output	1,200 W
Vibration level	Operation w/o load: 2.5 m/s² or less
Dimensions (L x W x H)	w/ Cover S, w/ BL4020 / BL4025 / BL4040 or w/o Battery: 363 x 458 x 235 mm (14-1/4 x 18 x 9-1/4")
	w/ Cover L, w/ BL4050F / BL4080F: 404 x 458 x 235 mm (15-7/8 x 18 x 9-1/4")
Net weight	5.7 - 7.0 kg (12.6 - 15.4 lbs.)

## UT002GZ



Battery and charger are not included

## Cordless Mixer

NEW

Blade diameter	240 mm (9-1/2")
Chuck capacity	13 mm (1/2")
No load speed (RPM)	High / Low: 0 - 920 / 0 - 500
Max output	1,200 W
Vibration level	Operation w/o load: 2.5 m/s² or less
Dimensions (L x W x H)	w/ Cover S, w/ BL4020 / BL4025 / BL4040 or w/o Battery: 363 x 458 x 235 mm (14-1/4 x 18 x 9-1/4")
	w/ Cover L, w/ BL4050F / BL4080F: 404 x 458 x 235 mm (15-7/8 x 18 x 9-1/4")
Net weight	5.8 - 7.2 kg (12.8 - 15.9 lbs.)

## VR001GZ



Battery and charger are not included

## Cordless Concrete Vibrator

NEW

Max output	w/ PDC1200: 550 W
Vibrations per minute	Power mode: 15,500 Normal mode: 12,000
Work amount on a full battery charge w/ 28mm-0.8m shaft, w/ BL4040, Power mode: 45 min	
	w/ 28mm-0.8m shaft, w/ BL4040, Normal mode: 60 min
Dimensions (L x W x H)	w/ BL4020/BL4025/BL4040: 282 x 112 x 258 mm (11-1/8 x 4-3/8 x 10-1/8")
Net weight	4.8 - 7.8 kg (10.6 - 17.2 lbs.)

## VR004GZ



Battery and charger are not included

## Cordless Concrete Vibrator

NEW

Max output	w/ PDC1200: 550 W
Vibrator diameter	38 mm (1-1/2")
Flexible shaft length	1.2, 2.4 m (3.9, 7.9 ft)
Vibrations per minute	Power mode: 15,500 Normal mode: 12,000
Dimensions (L x W x H)	w/ BL4020/BL4025/BL4040: 282 x 112 x 258 mm (11-1/8 x 4-3/8 x 10-1/8")
Net weight	4.8 - 7.8 kg (10.6 - 17.2 lbs.)

## CE001GZ



Battery and charger are not included

## Cordless Power Cutter

NEW

Wheel diameter	355 mm (14")
Max cutting capacity	127 mm (5")
No load speed (RPM)	5,300
Dimensions (L x W x H) w/o Battery	786 x 272 x 433 mm (31 x 10-3/4 x 17")
Net weight	12.3 - 14.1 kg (27.1 - 31.1 lbs.)

## HP001GZ



Battery and charger are not included

## Cordless Angle Grinder

140 Nm

Capacity	Steel: 20 mm (13/16") / Wood (Auger-Bit): 50 mm (2")
	Wood (Self-Feed Bit): 76 mm (3") / Wood (Hole Saw): 152 mm (6")
	Masonry: 20 mm (13/16")
Chuck Capacity	1.5 - 13 mm (1/16 - 1/2")
Impacts Per Minute (IPM)	High / Low: 0 - 39,000 / 0 - 9,750
No Load Speed (RPM)	High / Low: 0 - 2,600 / 0 - 650
Max Fastening Torque	Hard / Soft: 140 / 68 N·m (1,240 / 600 in.lbs.)
Sound Pressure Level	Sound Pressure Level
Sound Power Level	Sound Power Level
Dimensions (L x W x H)	w/ BL4025: 182x89x275 mm (7-1/8"x3-3/8"x10-7/8") - w/ BL4040: 182x86x282 mm (7-1/8"x3-3/8"x11-1/8")
Net weight	2.7 - 3.0 kg (6.0 - 6.6 lbs.)

## HP002GZ



Battery and charger are not included

Impact Driver		64 Nm
Capacity	Steel / Wood (Auger Bit) / Wood (Self-Feed Bit) / Wood (Hole Saw) Masonry: 13 / 38 / 38 / 51 / 13 mm (1/2" / 1-1/2" / 1-1/2" / 2" / 1/2")	
Chuck Capacity	1.5 - 13 mm (1/16" - 1/2")	
No Load Speed (RPM)	High / Low: 0 - 2,200 / 0 - 600	
Impacts Per Minute (IPM)	High / Low: 0 - 33,000 / 0 - 9,000	
Max Fastening Torque	Hard / Soft: 64 / 30 N·m (570 / 270 in.lbs.)	
Fastening Torque	65 N·m (580 in.lbs.)	
Dimensions (L x W x H)	w/o Battery: 174 x 86 x 215 mm (6-7/8 x 3-3/8 x 8-1/2")	
Net weight	2.0 - 2.6 kg (4.4 - 5.7 lbs.)	

## TD001GZ



Battery and charger are not included

Impact Driver		220 Nm
Capacity	Machine Screw: M4 - M8 (5/32" - 5/16") Standard Bolt: M5 - M16 (3/16" - 5/8") High Strength Bolt: M5 - M14 (3/16" - 9/16") Coarse thread (in length): 22 - 125 mm (7/8" - 4-7/8")	
Hex Shank	6.35 mm (1/4")	
No Load Speed (RPM)	Max / Hard / Med / Soft: 0 - 3,700 / 3,200 / 2,100 / 1,100	
Impacts Per Minute (IPM)	Max / Hard / Med / Soft: 0 - 4,400 / 3,600 / 2,600 / 1,100	
Max Fastening Torque	220 N·m (1,950 in.lbs.)	
Fastening Torque	Hard / Med / Soft: 170 / 50 / 20 N·m (1,510 / 440 / 180 in.lbs.)	
Sound Pressure Level	96 dB(A)	
Dimensions (L x W x H)	w/ BL4025: 120x86x245 mm (4-3/4"x3-3/8"x9-5/8") w/ BL4400: 120x86x250 mm (4-3/4"x3-3/8"x9-7/8")	

## TD003GZ



Battery and charger are not included



Cordless Impact Driver - 220 N·m		NEW
Capacity	Machine screw: M4 - M8 (5/32" - 5/16") Standard bolt: M5 - M16 (3/16" - 5/8") High strength bolt: M5 - M14 (3/16" - 9/16") Coarse thread (in length): 22 - 125 mm (7/8" - 4-7/8") Steel: 22 mm (7/8") Wood (Auger bit): 24 mm (15/16") Wood (Self-feed bit): N/A mm (N/A")	
Hole saw diameter / Drive Hex Shank	38 mm (1-1/2") / 6.35 mm (1/4")	
No Load Speed (RPM)	Max / Hard / Med / Soft / T mode: 0 - 3,700 / 0 - 3,200 / 0 - 2,100 / 0 - 1,100 / 0 - 2,400	
Fastening torque	Hard / Med. / Soft: 170 / 50 / 20 N·m (1,510 / 440 / 180 in.lbs.)	
Max fastening torque	210 N·m (1,860 in.lbs.)	
Dimensions (L x W x H)	w/o Battery: 121 x 86 x 195 mm (4-3/4 x 3-3/8 x 7-5/8")	
Net weight	1.7 - 2.9 kg (3.7 - 6.4 lbs.)	

## TW001GZ



Battery and charger are not included

Impact Wrench		1,800 Nm
Fastening Capacities	Standard Bolt: M12 - M36 (1/2" - 1-7/16") High Strength Bolt: M10 - M27 (3/8" - 1-1/16")	
Nut-busting torque	2050 N·m (1510 ft.lbs.)	
Square Drive	19 mm (3/4")	
No Load Speed (RPM)	Max / Hard / Med / Soft: 0 - 1,800 / 0 - 1,400 / 0 - 1,150 / 0 - 950	
Impacts Per Minute (IPM)	Max / Hard / Med / Soft: 0 - 2,500 / 0 - 2,400 / 0 - 2,200 / 0 - 1,900	
Max Fastening Torque	1,630 N·m (1,200 ft.lbs.)	
Dimensions (L x W x H)	w/ BL4025: 217x94x297 mm (8-1/2"x3-11/16"x11-3/4") w/ BL4040: 217x94x303 mm (8-1/2"x3-11/16"x11-7/8")	
Net weight	3.9 - 4.2 kg (8.6 - 9.3 lbs.)	

## TW004GZ



Battery and charger are not included

Impact Wrench		12.7MM
Capacity	Standard Bolt: M10 - M20 (3/8" - 3/4") High Strength Bolt: M10 - M16 (3/8" - 5/8")	
Nut-busting torque	630 N·m (465 ft.lbs.)	
Square Drive	12.7 mm (1/2")	
No Load Speed (RPM)	Max / Hard / Med / Soft: 0 - 3,700 / 3,200 / 2,100 / 1,100	
Impacts Per Minute (IPM)	Max / Hard / Med / Soft: 0 - 4,400 / 3,600 / 2,600 / 1,100	
Max Fastening Torque	220 N·m (1,950 in.lbs.)	
Nut-Busting Torque	630 N·m (465 ft.lbs.)	
Max Output	520 W	
Dimensions (L x W x H)	w/ BL4020 / BL4025: 144 x 86 x 248 mm (5-5/8 x 3-3/8 x 9-3/4") w/ BL4040: 144 x 86 x 253 mm (5-5/8 x 3-3/8 x 10")	
Net weight	1.9 - 2.2 kg (4.2 - 4.9 lbs.)	

## TW007GZ



Battery and charger are not included



Cordless Impact Wrench		NEW
Square drive	12.7 mm (1/2")	
Fastening capacities	Standard bolt: M10 - M24 (3/8" - 1") High strength bolt (Grade 10.9): M10 - M16 (3/8" - 5/8") High strength bolt (Grade F10T): M12, M16 (7/16, 5/8")	
Nut-busting torque	1100 N·m (810 ft.lbs.)	
Max fastening torque	760 N·m (560 ft.lbs.)	
No load speed	Max / Hard / Med. / Soft: 0 - 2,300 / 0 - 1,900 / 0 - 1,200 / 0 - 600 min <sup>-1</sup>	
Impacts per minute (IPM)	Max / Hard / Med. / Soft: 0 - 2,900 / 0 - 2,700 / 0 - 1,900 / 0 - 1,200	
Dimensions (L x W x H)	w/o Battery: 170 x 86 x 234 mm (6-11/16 x 3-3/8 x 9-1/4")	
Net weight	2.7 - 3.3 kg (6.0 - 7.3 lbs.)	

## PB002GZ



Battery and charger are not included

Cordless Portable Band Saw		NEW
Max output	1,000 W	
Capacity	Round: 127 mm (5") / Square: 127 x 127 mm (5 x 5")	
Blade speed	0 - 3.2 m/min (0 - 630 ft/min)	
Blade size	Length: 1,140 mm (45") / Width: 13 mm (1/2") / Thickness: 0.5 mm (0.02")	
Dimensions (L x W x H)	510 x 218 x 314 mm (20 x 8-5/8 x 12-3/8")	
Net weight	6.6 - 7.8 kg (14.6 - 17.2 lbs.)	

## GA004GZ



AFT

Cordless Angle Grinder		115MM
Wheel Diameter	115 mm (4-1/2")	
Hole Diameter	22.23 mm (7/8")	
No Load Speed (RPM)	8,500	
Sound Pressure Level	81 dB(A)	
Sound Power Level	92 dB(A)	
Dimensions (L x W x H)	w/ BL4025: 398x130x156 mm (15-5/8"x5-1/8"x6-1/8") w/ BL4040: 410x130x168 mm (16-1/8"x5-1/8"x6-5/8")	
Net weight	2.9 - 3.5 kg (6.4 - 7.7 lbs.)	

Battery and charger are not included

## GA012GZ



AFT

Cordless Angle Grinder		115MM
Wheel Diameter	115 mm (4-1/2")	
Hole Diameter	22.23 mm (7/8")	
No Load Speed (RPM)	8,500	
Sound Pressure Level	81 dB(A)	
Sound Power Level	92 dB(A)	
Dimensions (L x W x H)	w/ BL4025: 398x130x156 mm (15-5/8"x5-1/8"x6-1/8") w/ BL4040: 410x130x168 mm (16-1/8"x5-1/8"x6-5/8")	
Net weight	3.0 - 3.6 kg (6.6 - 7.9 lbs.)	

Battery and charger are not included

## GA022Z



AFT

Cordless Angle Grinder		115MM
Wheel Diameter	115 mm (4-1/2")	
Hole Diameter	22.23 mm (7/8")	
Max Wheel Thickness	7.2 mm (9/32")	
No Load Speed (RPM)	3,000 - 8,500	
Max Output	1,100 W	
Dimensions (L x W x H)	w/ BL4025: 413x130x156 mm (16-1/4"x5-1/8"x6-1/8") w/ BL4040: 425x130x168 mm (16-3/4"x5-1/8"x6-5/8")	
Net weight	3.0 - 3.6 kg (6.6 - 7.9 lbs.)	

Battery and charger are not included





GA049G

## GA028GZ

XGT



AFT

AWS

## Cordless Angle Grinder

115MM

Wheel Diameter	115 mm (4-1/2")
Hole Diameter	22.23 mm (7/8")
Max Wheel Thickness	7.2 mm (9/32")
No Load Speed (RPM)	3,000 - 8,500
Max Output	1,100 W
Dimensions (L x W x H)	w/ BL4025: 413x130x152 mm (16-1/4"x5-1/8"x6") w/ BL4040: 425x130x165 mm (16-3/4"x5-1/8"x6-1/2")
Net weight	3.0 - 3.6 kg (6.6 - 7.9 lbs.)

Battery and charger are not included



JR002G

## GA037GZ

XGT



AFT

XPT

AWS

## Cordless Angle Grinder

180MM

Wheel Diameter	180 mm (7")
Hole Diameter	22.23 mm (7/8")
Max Wheel Thickness	North America: 6.5 mm (1/4") Others: 7.2 mm (1/4")
No Load Speed (RPM)	7,800
Max Output	1,700 W
Dimensions (L x W x H)	w/o Battery: 442 x 200 x 156 mm (17-3/8 x 7-7/8 x 6-1/8")
Net weight	4.4 - 5.4 kg (9.7 - 11.9 lbs.)

Battery and charger are not included

## GA038GZ

XGT



AFT

XPT

AWS

## Cordless Angle Grinder

230MM

Wheel Diameter	230 mm (9")
Hole Diameter	22.23 mm (7/8")
Max Wheel Thickness	6.5 mm (1/4")
No Load Speed (RPM)	6,600
Max Output	1,700 W
Dimensions (L x W x H)	Sin Bateria: 442 x 200 x 156 mm (17-3/8 x 7-7/8 x 6-1/8")
Net weight	4.6 - 7.4 kg (10.1 - 16.3 lbs.)

Battery and charger are not included

## GA049GZ



Battery and charger are not included

## JR001GZ

XGT



## Cordless Angle Grinder 115 mm (4-1/2")

NEW

Wheel diameter	115 mm (4-1/2")
Cutting depth	29 mm (1-1/8")
No load speed (RPM)	11,000
Max output	w/ PDC1200: 2,300 W
Dimensions (L x W x H)	w/ BL4040F: 411 x 130 x 169 mm (16-1/8 x 5-1/8 x 6-5/8")
Net weight	3.0 - 5.4 kg (6.6 - 11.9 lbs.)

## Recipro Saw

32MM

Length of Stroke	32 mm (1-1/4")
Strokes Per Minute (SPM)	High / Low: 0 - 3,000 / 0 - 2,300
Capacity	Pipe : 130 mm (5-1/8") / Wood: 255 mm (10")
Sound Pressure Level	85 dB(A)
Sound Power Level	96 dB(A)
Dimensions (L x W x H)	w/ BL4025: 457x88x233 mm (18"x3-1/2"x9-1/8") w/ BL4040: 472x88x239 mm (18-5/8"x3-1/2"x9-3/8")
Net weight	4.2 - 4.5 kg (9.3 - 9.9 lbs.)

JR001GZ Battery and charger are not included

## JR002GZ

XGT



Battery and charger are not included

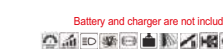
## Cordless Recipro Saw

NEW

Stroke length	32 mm (1-1/4")
Strokes per minute (SPM)	0 - 3,000
Capacity	Wood: 255 mm (10") / Pipe: 130 mm (5-1/8")
Dimensions (L x W x H)	424 x 97 x 217 mm (16-3/4 x 3-13/16 x 8-1/2")
Net weight	4.6 - 5.8 kg (10.1 - 12.8 lbs.)

## JV002GZ

XGT



Battery and charger are not included

## Cordless Jig Saw

NEW

Capacity	Wood: 135 mm (5-5/16") Mild steel: 10 mm (3/8") Aluminum: 20 mm (13/16")
Max output	800 W
Stroke length	26 mm (1")
Strokes Per Minute (SPM)	0 - 3,500
Dimensions (L x W x H)	w/ BL4025: 272 x 84 x 208 mm (10-3/4 x 3-5/16 x 8-3/16")
Net weight	2.7 - 3.0 kg (6.0 - 6.6 lbs.)

## CS002GZ

XGT



Battery and charger are not included

## Cordless Metal Cutter

NEW

Wheel diameter	185 mm (7-1/4")
Max cutting capacity	0": 67 mm (2-5/8")
No load speed (RPM)	3,500
Dimensions (L x W x H)	350 x 232 x 270 mm (13-3/4 x 9-1/8 x 10-5/8")
Net weight	4.2 - 5.4 kg (9.3 - 11.9 lbs.)



## HS003GZ



## Circular Saw

185MM

Blade Diameter	190 / 185 mm (7-1/2" / 7-1/4")
Max Cutting Capacity	90°: 68.5 / 66 mm (2-11/16" / 2-5/8") 45°: 47.5 / 45.5 mm (1-7/8" / 1-13/16") 56°: 35.5 / 34 mm (1-3/8" / 1-5/16")
No Load Speed (RPM)	6,000
Dimensions (L x W x H)	w/ BL4025: 316x200x290 mm (12-1/2"x7-8"x11-3/8") w/ BL4040: 331x200x290 mm (13"x7-8"x11-3/8")
Net weight	106 dB(A)

HS003GZ Battery and charger are not included

## HS010GZ



## Cordless Circular Saw

NEW

Wheel diameter	235 mm (9-1/4")
Hole diameter	25 / 25.4 / 30 mm (N/A / 1" / N/A")
Max cutting capacity	0°: 85 mm (3-3/8") / 45°: 61 mm (2-3/8") / 60°: 41 mm (1-5/8")
No load speed (RPM)	4,000
Dimensions (L x W x H)	430 x 224 x 316 mm (17 x 8-7/8 x 12-1/2")
Net weight	5.5 - 6.1 kg (12.1 - 13.4 lbs.)

Battery and charger are not included

## HS011GZ



## Cordless Circular Saw

NEW

Wheel diameter	255 - 270 mm (10 - 10-5/8")
Hole diameter	15.88 / 25 / 25.4 / 30 mm (5/8" / 1")
Max cutting capacity	0°: 94 - 101 mm (3-11/16 - 4") 45°: 65 - 71 mm (2-9/16 - 2-13/16") / 60°: 45 - 51 mm (1-3/4 - 2")
No load speed (RPM)	3,500
Dimensions (L x W x H)	453 x 196 x 336 mm (17-7/8 x 7-3/4 x 13-1/4")
Net weight	5.5 - 6.7 kg (12.1 - 14.8 lbs.)

Battery and charger are not included

## RS001GZ



## Circular Saw

185MM

Blade Diameter	185 mm (7-1/4")
Hole Diameter	15.88 mm (5/8")
Max Cutting Capacity	90°: 65 mm (2-9/16") 45°: 45 mm (1-3/4") 53°: 38 mm (1-1/2")
No load speed	6,400
Dimensions (L x W x H)	446 x 196 x 270 mm (17-1/2 x 7-3/4 x 10-5/8")
Net weight	5.0 - 5.6 kg (11.0 - 12.3 lbs.)

Battery and charger are not included

## RS002GZ



## Cordless Rear Handle Saw

NEW

Hole diameter	15.88 / 25 / 25.4 / 30 mm (5/8" / 1" / 1-3/16")
Wheel diameter	260 mm (10-1/4")
Max cutting capacity	0°: 95 mm (3-3/4") / 45°: 70 mm (2-3/4") / 56°: 54.5 mm (2-1/8")
No load speed (RPM)	4,000
Dimensions (L x W x H)	489 x 193 x 309 mm (19-1/4 x 7-5/8 x 12-1/8")
Net weight	5.7 - 6.3 kg (12.6 - 13.9 lbs.)

Battery and charger are not included

## SP001GZ



## Cordless Plunge Cut Saw

NEW

Wheel diameter	165 mm (6-1/2")
Hole diameter	20 mm (13/16")
Bevel capacity	-1 - 48°
Max cutting capacity	0°: 56 mm (2-3/16") / 45°: 40 mm (1-9/16") / 48°: 38 mm (1-1/2")
No load speed (RPM)	2500-4900
Dimensions (L x W x H) w/o Battery	347 x 221 x 271 mm (13-5/8 x 8-3/4 x 10-5/8")
Net weight	4.4 - 5.0 kg (9.7 - 11.0 lbs.)

Battery and charger are not included



## LS003GZ



## Cordless Slide Compound Miter Saw

NEW

Wheel diameter	305 mm (12")
Hole diameter	25.4 / 30 mm (1" / 1-3/16")
Max cutting capacity (Bevel 0° / Miter 0°)	92 x 382 mm (3-5/8 x 15")
No load speed (RPM)	3,600
Dimensions (L x W x H)	898 x 690 x 725 mm (35-1/4 x 27-1/4 x 28-1/2")
Net weight	30.5 - 31.1 kg (67.2 - 68.6 lbs.)

Battery and charger are not included



## LS004GZ



## Cordless Slide Compound Miter Saw

NEW

Wheel diameter	255 - 260 mm (10 - 10-1/4")
Hole diameter	15.88 - 30 mm (5/8 - 1-3/16")
Max cutting capacity	91 x 279 mm (3-5/8 x 11")
No load speed (RPM)	3,600
Dimensions (L x W x H)	805 x 644 x 660 mm (31-3/4 x 25-3/8 x 26")
Net weight	26.6 - 27.2 kg (58.6 - 60.0 lbs.)

Battery and charger are not included



## FN001GZ



## Cordless nailer

1,2 mm 18 Ga

Length	15, 20, 25, 30, 35, 40 mm (5/8, 3/4, 1, 1-3/16, 1-3/8, 1-5/8")
Caliber	18 Ga
Charger capacity	100
Driving Depth Adjustment	2.5mm
Net weight	2.6 - 2.9 kg (5.7 - 6.4 lbs.)

Battery and charger are not included

## PT001GZ



## Cordless Pin Nailer

NEW

Capacity	Length: 15, 18, 25, 30, 35 mm (5/8, 11/16, 1, 1-3/16, 1-3/8") / Dia.: 0.6 mm (1/32") / Gauge: 23 Ga
Magazine capacity	120
Approx. work volume on a full battery charge	w/ BL4025: 6,000 shots
Dimensions (L x W x H)	218 x 86 x 226 mm (8-5/8 x 3-3/8 x 8-7/8")
Net weight	2.4 - 3.0 kg (5.3 - 6.6 lbs.)

Battery and charger are not included



## RT001GZ06

### Cordless Trimmer

NEW



Battery and charger are not included



Collet size	6' N/A/ 8' N/A mm (N/A/ 1/4" N/A 3/8")
No load speed (RPM)	10,000 - 31,000
Plunge capacity	w/ Trimmer base: 0 - 40 mm (0 - 1-9/16") / w/ Plunge base: 0 - 35 mm (0 - 1-3/8")
Dimensions (L x W x H)	124 x 90 x 197 mm (4-7/8 x 3-1/2 x 7-3/4")
Net weight	2.2 - 2.5 kg (4.9 - 5.5 lbs.)

## KP001GZ

### Cordless Planer

NEW



Battery and charger are not included



Planing width	82 mm (3-1/4")
Planing depth	4 mm (5/32")
No load speed (RPM)	15,000
Max output	1,100 W
Dimensions (L x W x H)	330 x 156 x 166 mm (13 x 6-1/8 x 6-1/2")
Net weight	3.7 - 4.9 kg (8.2 - 10.8 lbs.)

## AS001GZ

### Cordless Dust Blower

NEW



Battery and charger are not included



Air volume / Air velocity / Air pressure	0-1.1 m³/min / 0-200 m/s / 0-29.7 kPa
Blowing force Mode 1 / Mode 2 / Mode 3 / Mode 4	0-1.1 N / 0-1.7 N / 0-2.3 N / 0-2.8 N
Max sealed suction	10.3 kPa
Continuous use (approx.)	w/ BL4025, Mode 1: 50 min. w/ BL4025, Mode 2: 25 min. w/ BL4025, Mode 3: 17 min. w/ BL4025, Mode 4: 13 min.
Dimensions (L x W x H)	w/o Battery: 175 x 94 x 248 mm (6-7/8 x 3-11/16 x 9-3/4")
Net weight	1.5 - 2.3 kg (3.3 - 5.1 lbs.)

## PV001GZ

### Cordless Polisher

NEW



Battery and charger are not included



Brush pad capacity	180 mm (7")
Pad diameter	165 mm (6-1/2")
No load speed (RPM)	by Trigger: 0 - 2,200 by Dial: 600 - 2,200
Max output	w/ BL4080F: 940 W
Work amount on a full battery charge	Tested with load of 3.5 - 4.0kg, at 2,200 min⁻¹, w/ BL4025: 9 min. Tested with load of 3.5 - 4.0kg, at 600 min⁻¹, w/ BL4025: 42 min.
Dimensions (L x W x H)	w/o Battery: 496 x 196 x 195 mm (19-1/2 x 7-3/4 x 7-5/8")
Net weight	3.0 - 4.4 kg (6.6 - 9.7 lbs.)

## DA001GZ

### Cordless Angle Drill

NEW



Battery and charger are not included



Capacity	Steel: 13 mm (1/2") / Wood (Auger bit): 50 mm (2") / Wood (Self-feed bit), Hi: 65 mm (2-9/16") Wood (Self-feed bit), Lo: 118 mm (4-5/8") / Wood (Hole saw), Hi: 105 mm (4-1/8") / Wood (Hole saw), Lo: 159 mm (6-1/4")
Chuck capacity	2 - 13 mm (1/16 - 1/2")
Max torque	High: 55 N·m (487 in.lbs) / Low: 136 N·m (1,210 in.lbs)
Dimensions (L x W x H)	491 x 128 x 199 mm (19-3/8 x 5 x 7-7/8")
Net weight	5.3 - 6.2 kg (11.7 - 13.7 lbs.)

# LXT

18V  
LITHIUM-ION



LXT SECTION

Makita

**Makita**

**LXT**

# LITHIUM-ION EXTREME TECHNOLOGY

LITHIUM-ION TECHNOLOGY TOOLS USE BATTERIES WITH A COOLING SYSTEM THAT DOES NOT ALLOW THE HEATING OF THE BATTERY, IN ADDITION TO PROVIDE FAST CHARGING.



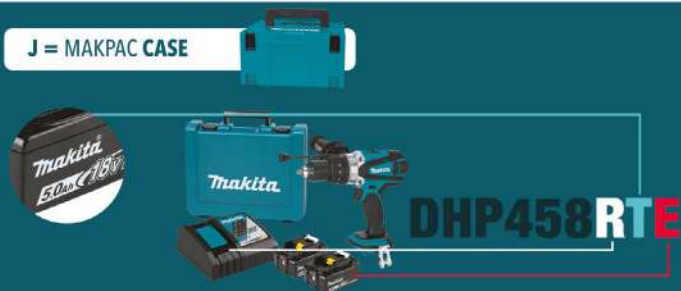
## TOOL TERMINOLOGY

### 18V LXT

CHARGERS			BATTERIES					
S	R	P	Y	A	F	M	T	E
STANDARD	FAST	DOUBLE PORT	1.5AH	2.0AH	3.0AH	4.0AH	5.0AH	2 BATTERIES

Z: TOOL WITHOUT CHARGER AND BATTERY

J = MAKPAC CASE



### DHR171Z

**LXT**



### Cordless Rotary Hammer

17mm (11/16")	
Impact Energy	1.1J
Capacity	Concrete: 17mm(11/16") Steel: 17mm(11/16") Wood: 13mm(1/2")
Impacts Per Minute (IPM)	0-4,800 ipm
No Load Speed (RPM)	0-680 rpm
Dimensions (LxWxH)	273x86x211mm(10-3/4"x3-3/8"x8-5/16")
Net Weight	2.1kg (4.6lbs)

Battery and Charger are not included.

### DHR182Z

**LXT**



### Cordless Combination Hammer

20mm (13/16")	
Impact Energy	EPTA-Procedure 05/2009: 1.7 J
Capacity	Concrete: 18 mm (11/16") Steel: 13 mm (1/2") Wood: 24 mm (15/16")
Blows Per Minute (BPM)	0 - 5,000
No Load Speed (RPM)	0 - 1,350
Dimensions (LxWxH)	w/ BL1830B / BL1840B / BL1850B / BL1860B: 301x82x285 mm (11-7/8"x3-1/4"x11-1/4")
Net Weight	2.4 - 3.2 kg (5.3 - 7.0 lbs.)

Battery and charger are not included

### DHR241Z

**LXT**



### Cordless Combination Hammer

20mm (13/16")	
Impact Energy	1.9J
Capacity	Concrete: 20mm(13/16") Wood: 26mm(1") Steel: 13mm(1/2")
Impacts Per Minute	0-4,000
No Load Speed (RPM)	0-1,100
Sound pressure level	86dB (A)
Sound power level	97dB(A)
Dimensions	417x84x219mm (16-3/8"x3-5/16"x8-5/8")
Net Weight	3.2kg (7.1lbs)

Battery and charger are not included

### DHR242Z

18V



### Cordless Rotary Hammer

SDS-PLUS 24mm (15/16")	
Impact Energy	2J
Capacity	Concrete:24mm(15/16") Steel:13mm(1/2") Wood:27mm(1-1/16")
Impacts Per Minute	0-4,700
No Load Speed	0-950 rpm
Vibration level	13.5 m/s²
Dimensions (LxWxH)	328x85x213mm (12-7/8"x3-9/16"x8-3/8")
Net Weight	3.1kg (6.7lbs)

Battery and Charger are not included

### DHR263Z

**LXT**



### Cordless Combination Hammer

SDS PLUS 1"(26mm)	
Impact Energy	2.5J
Capacity	Concrete: 26mm(1") Wood: 32mm(1-1/4") Steel: 13mm(1/2")
Impacts Per Minute	0-5,000
No Load Speed	0-1,250
Sound Pressure Level	94dB(A)
Sound Power Level	105dB(A)
Dimensions (LxWxH)	374x116x232mm (14-3/4"x4-9/16"x9-1/8")
Net Weight	4.2kg(9.2lbs)

Battery and Charger are not included.

**Makita**



## DHR280Z



Quick change drill chuck




18V

## Cordless Combination Hammer SDS PLUS 1" (26mm)

Impact Energy	EPTA-Procedure 05/2009: 2.8 J
Capacity	Concrete / Steel / Wood / Core Bit / Diamond Core Bit (Dry Type): 28 / 13 / 32 / 54 / 65 mm (1-1/8" / 1/2" / 1-1/4" / 2-1/8" / 2-5/16")
Blows Per Minute (BPM)	0-5,000
No Load Speed (RPM)	0-980
Sound Pressure Level	93dB(A)
Sound Power Level	104dB(A)
Dimensions (LxWxH)	373x134x232 mm (14-3/4"x5-1/4"x9-1/8")
Net Weight	3.9-5.0kg (8.6lbs)

Battery and Charger are not included

## DDA450Z



Battery and charger are not included

## Cordless Angle Drill

NEW

Capacity	Steel: 13 mm (1/2") Wood (Auger bit): 38 mm (1-1/2") Wood (Self-feed bit), H: 50 mm (2") Wood (Self-feed bit), Lo: 65 mm (2-9/16") Wood (Hole saw), H: 101 mm (4") Wood (Hole saw), Lo: 127 mm (5")
Chuck capacity	2 - 13 mm (1/16 - 1/2")
Max torque	High: 26 N·m (230 in.lbs.) Low: 70 N·m (620 in.lbs.)
Dimensions (L x W x H)	338 x 82 x 179 mm (13-1/4 x 3-1/4 x 7")
Net weight	3.2 - 3.5 kg (7.1 - 7.7 lbs.)

## DHP453Z

42N.m

**LXT**



## Cordless Hammer Driver Drill 13mm (1/2")

Capacity	Steel: 13mm (1/2") Wood: 36mm (1-1/7")
	Masonry: 13mm (1/2")
Impacts Per Minute (IMP)	High: 0-19,500 Low: 0-6,000
No Load Speed (RPM)	High: 0-1,300 Low: 0-400
Max Fastening Torque	Hard/Soft: 42/27 N·m
Dimensions (LxWxH)	239x79x244mm (9-3/8"x3-1/8"x9-5/8")
Net Weight	1.7kg (3.7lbs)

Battery and Charger are not included

## DHP458Z

91N.m

**LXT**



## Cordless Hammer Driver Drill 13mm (1/2")

Capacity	Steel: 13mm (1/2") Wood: 76mm (3") Masonry: 16mm (5/8")
Impacts Per Minute	High: 0-30,000 Low: 0-6,000
No Load Speed	High: 0-2,000rpm Low: 0-400 rpm
Max Fastening Torque	Hard/Soft: 91/58 N·m
Dimensions (LxWxH)	225x79x259mm (8-7/8"x3-1/8"x10-1/4")
Net Weight	2.2kg (4.9lbs)

Battery and Charger are not included

## DHP482Z

62N.m

**LXT**



## Cordless Hammer Driver Drill 13mm (1/2")

Capacity	Steel: 13mm (1/2") Wood: 38mm (1-1/2") Masonry: 13mm (1/2")
Impacts Per Minute (IPM)	High: 0-28,500 Low: 0-9,000
No Load Speed (RPM)	High: 0-1,900 Low: 0-600
Max Fastening Torque	Hard / Soft: 62/36 N·m
Dimensions (LxWxH)	198x79x249mm (7-3/4"x3-1/8"x9-3/4")
Net Weight	1.5kg (3.4lbs)

Battery and Charger are not included

## DHP484Z

60N.m

**LXT**



## Cordless Driver Drill

Capacity	Steel: 13mm (1/2") Wood: 38mm (1-1/2") Masonry: 13mm (1/2")
Impacts Per Minute (IPM)	High: 0-30,000 Low: 0-7,500
No Load Speed (RPM)	High: 0-2,000 Low: 0-500
Max Fastening Torque	60 N·m
Dimensions (LxWxH)	182x79x261mm (7-1/8"x3-1/8"x10-1/4")
Net Weight	1.6kg (3.5lbs)

Battery and charger are not included.

● Belt Clip,

## DHP485Z

50N.m

**LXT**



## Cordless Hammer Driver Drill 13mm (1/2")

Capacity	Steel/Wood/Masonry: 13/38/13 mm (1/2" / 1-1/2" / 1/2")
Impacts Per Minute (IPM)	High: 0-28,500 Low: 0-7,500
No Load Speed (RPM)	High: 0-1,900 rpm Low: 0-500 rpm
Max Fastening Torque	High: 50 N·m (440 in. lbs.) Soft: 27 N·m (240 in.lbs.)
Max lock torque	50 N·m (440 in.lbs.)
Sound Pressure Level	82dB(a)
Dimensions (LxWxH)	w/ BL1830B :182x79x255 mm (7-1/8"x3-1/8"x10")
Net Weight	1.5-1.8 kg (3.2-3.9 lbs)

Battery and Charger are not included

● Belt Clip

## DHP486Z

125N.m

**LXT**



## Cordless Hammer Driver Drill 13mm (1/2")

Capacity	Steel: 13 mm (1/2") Wood (Auger-Bit): 50 mm (2") Masonry: 16 mm (5/8")
Chuck Capacity	1.5 - 13 mm (1/16 - 1/2")
Impacts Per Minute (IPM)	High: 0 - 31,500
No Load Speed (RPM)	High: 0 - 2,100
Max Fastening Torque	Hard / Soft: 130 / 65 N·m (1,150 / 580 in.lbs.)
Max Lock Torque	125 N·m (1,100 in.lbs.)
Dimensions (LxWxH)	w/o Battery: 178 x 81 x 217 mm (7 x 3-3/16 x 8-1/2")
Net Weight	2.3 - 2.7 kg (5.1 - 6.0 lbs.)

Battery and Charger are not included

● Belt Clip

## DHP489Z

110 N·m



## Cordless Hammer Driver Drill - 13 mm (1/2")

NEW

Capacity	Steel: 13 mm (1/2") Masonry: 16 mm (5/8") Wood (Drill bit): 38 mm (1-1/2")
Chuck capacity	1.5 - 13 mm (1/16 - 1/2")
No load speed(RPM)	High: 0 - 1,800 / Low: 0 - 550
Max lock torque	80 N·m (700 in.lbs.)
Max fastening torque	Hard: 73 N·m (650 in.lbs.) / Soft: 40 N·m (350 in.lbs.)
Dimensions (L x W x H)	175 x 81 x 213 mm (6-7/8 x 3-3/16 x 8-3/8")
Net weight	1.8 - 2.5 kg (4.0 - 5.5 lbs.)

Battery and charger are not included

## DTD152Z

165N.m

**LXT**



## Cordless Impact Driver

Capacity	Machine Screw: M4-M8 (5/32"-5/16")
	Standard bolt: M5-M16 (3/16"-5/8")
	High tensile bolt: M5-M12 (3/16"-1/2")
	Coarse thread (in length): 22-125mm (7/8"-4-7/8")
Impacts Per Minute	0-3,500
No Load Speed (RPM)	0-2,900rpm
Max Fastening Torque	165N·m (1,460in.lbs)
Dimensions (LxWxH)	137x79x238mm (5-3/8"x3-1/8"x9-3/8")
Net Weight	1.3kg (2.8lbs)

Battery and charger are not included.

● Belt Clip



## DTD153Z

170N.m

LXT



## Cordless Impact Driver

6.35mm (1/4")

Capacity	Machine Screw: M4-M8(5/32"-5/16") Standard bolt: M5-M16(3/16"-5/8")
	High tensile bolt: M5-M14(3/16"-9/16")
	Coarse thread (in length): 22-125mm(7/8"-4-7/8")
Impacts Per Minute	0-3,600
No Load Speed	0-3,400
Max Fastening Torque	170N.m(1,500in.lbs)
Dimensions (LxWxH)	126x79x238mm(5"x3-1/8"x9-3/8")
Net Weight	1.3kg(2.8lbs)

Battery and charger are not included.

## DTD156Z

LXT



## Cordless Impact Driver

Capacity	Machine Screw: M4 - M8 (5/32" - 5/16") Standard Bolt: M5 - M14 (3/16" - 9/16")
	High Strength Bolt: M5 - M12 (3/16" - 1/2") Coarse thread (in length) : 22 - 125 mm (7/8" - 4-7/8")
Hex Shank	6.35 mm (1/4")
No Load Speed (RPM)	0 - 2,500
Impacts Per Minute (IPM)	0 - 3,000
Max Fastening Torque	155 N·m (1,370 in.lbs.)
Vibration Level	10.0 m/s <sup>2</sup>
Sound Pressure Level & Sound Power Level	92 dB(A) - 103 dB(A)
Dimensions (L x W x H)	w/ BL1830B / BL1840B / BL1850B / BL1860B : 143x79x241 mm (5-5/8"x3-1/8"x9-1/2")
Net weight	1.3 - 1.6 kg (2.9 - 3.6 lbs.)

Battery and charger are not included

## DTD157Z

140 N·m

LXT



## Cordless Impact Driver - 6.35 mm (1/4")

NEW

Capacity	Machine screw: M4 - M8 mm (5/32 - 5/16") Standard bolt: M5 - M14 (3/16 - 9/16")
	High strength bolt: M5 - M12 (3/16 - 1/2")
Hex shank	6.35 mm (1/4")
No load speed	Hard / Soft: 0 - 3,000 / 0 - 1,300
Impacts per Minute	Hard / Soft: 0 - 4,100 / 0 - 2,000
Max fastening torque	140 N·m (1,240 in.lbs.)
Dimensions (L x W x H)	w/o Battery: 133 x 81 x 185 mm (5-1/4 x 3-3/16 x 7-1/4")
Net weight	1.2 - 1.5 kg (2.6 - 3.3 lbs.)

Battery and charger are not included

## DTD172Z

LXT



## Cordless Impact Driver

6.35mm (1/4")

Capacity	Machine Screw: M4 - M8 (5/32" - 5/16") Wood (Auger Bit): 24 mm (15/16")
	High Strength Bolt: M5 - M14 (3/16 - 9/16")
Hex Shank	6.35 mm (1/4")
No Load Speed (RPM)	Max / Hard / Med / Soft / T mode: 0 - 3,600 / 3,200 / 2,100 / 1,100 / 3,600
Impacts Per Minute (IPM)	Max / Hard / Med / Soft / T mode: 0 - 3,800 / 3,600 / 2,600 / 1,100 / 2,600
Max Fastening Torque	Hard / Mid / Soft: 170 / 50 / 20 N·m (1,510 / 440 / 180 in.lbs.)
Dimensions (LxWxH)	114 x 81 x 189 mm (4-1/2 x 3-3/16 x 7-7/16")
Net Weight	1.2 - 1.6 kg (2.7 - 3.4 lbs.)

Battery and Charger are not included.

● Belt Clip

## DWR180Z

18V 47.5N.m

LXT



## Cordless Ratchet Wrench

9.5 / 6.35 mm (3/8 / 1/4")

Capacity	Standard bolt: M5 - M12 (3/16 - 1/2")
	High tensile bolt : M5 - M10 (3/16 - 3/8")
Square Drive	9.5 / 6.35 mm (3/8 / 1/4")
No Load Speed (RPM)	0 - 800
Max Fastening Torque	47.5 N·m (420 in.lbs.)
Max Output	330 W
Flats Width	13 mm (1/2")
Dimensions (L x W x H)	w/o Battery: 350 x 79 x 67 mm (13-3/4 x 3-1/8 x 2-5/8")
Net weight	1.2 - 1.6 kg (2.6 - 3.5 lbs.)

Battery and charger are not included.

## DTW180Z

180N.m

LXT



## Cordless Impact Wrench

3/8" (9.5 mm)

Capacity	Standard bolt: M8-M16 (5/16"-5/8") High tensile bolt : M6-M12(1/4"-1/2")
Nut-busting torque	310 N·m (230 ft.lbs.)
Impacts Per Minute	0-2,400 / 0-1,300
No Load Speed (RPM)	0-3,600 / 0-2,000
Max Fastening Torque	180N.m (130ft.lbs)
Dimensions (LxWxH)	with BL1830B 144x79x235mm (5-5/8"x3-1/8"x9-1/4")
Square Drive	9.5 mm (3/8")
Net Weight	1.2kg (2.7lbs)

Battery and charger are not included.

● Belt Clip

## DTW181Z

210N.m

LXT



## Cordless Impact Wrench

210 N·m

Fastening capacities	Standard bolt: M8-M16 (5/16"-5/8") High tensile bolt: M6-M12 (1/4"-1/2")
Nut-busting torque	330 N·m (245 ft.lbs.)
Square Drive	12.7 mm (1/2")
No Load Speed (RPM)	Hard impact mode: 0-2,400 /min Soft impact mode: 0-1,300 /min
Impacts Per Minute	Hard impact mode: 0-3,600 /min Soft impact mode: 0-2,000 /min
Overall Length	151mm (5-15/16")
Net Weight	1.2-1.5 kg (2.7-3.4 lbs)

Battery and charger are not included.

## DTW190Z

190N.m

LXT



## Cordless Impact Wrench

12.7mm (1/2")

Capacity	Standard Bolt: M8 - M16 (5/16" - 5/8")
	High Tensile Bolt: M8 - M12 (5/16" - 1/2")
Square Drive	12.7 mm (1/2")
No Load Speed (RPM)	2,300rpm
Max Fastening Torque	190 N·m (140 ft.lbs.)
Vibration Level	Impact tightening of fasteners of the maximum capacity of the tool: 8.5 m/s <sup>2</sup>
Overall Length	176 mm (6-15/16")
Net Weight	1.4 - 1.8 kg (3.2 - 3.9 lbs.)

Battery and charger are not included.

## DTW251Z

230N.m

LXT



## Cordless Impact Wrench

12.7mm (1/2")

Capacity	Standard bolt: M10-M16(3/8"-5/8")
	High tensile bolt: M10-M14(3/8"-9/16")
	Square drive: 12.7 (1/2")
Impacts Per Minute (IPM)	0-3,200
No Load Speed (RPM)	0-2,100rpm
Max Fastening Torque	230N.m (2,040in.lbs)
Dimensions (LxWxH)	165x79x234mm(6-3/12"x3-1/8"x9-1/4")
Net weight	1.5kg(3.3lbs)

Battery and charger are not included

## DTW300Z

330N.m

LXT



## Cordless Impact Wrench

Fastening Capacities	Standard Bolt: M10 - M20 (3/8" - 3/4") High Strength Bolt: M10 - M16 (3/8" - 5/8")
Nut-busting torque	580 N·m (430 ft.lbs.)
Square Drive	12.7 mm (1/2")
No Load Speed (RPM)	0-3,200/0-1,700/0-1,300/0-1,000
Impacts Per Minute (IPM)	0-4,000/0-2,200/0-1,700/0-1,300
Max Fastening Torque	330 N·m (240 ft.lbs.)
Dimensions (L x W x H)	w/ BL1815N / BL1820B: 144x81x228 mm (5-5/8"x3-3/16"x9")
	w/ BL1830B / BL1840B / BL1850B / BL1860B: 144x81x246 mm (5-5/8"x3-3/16"x9-11/16")
Net weight	1.5 - 1.8 kg (3.3 - 4.0 lbs.)

Battery and charger are not included

## DTW700Z

700N.m



Battery and charger are not included



## Cordless Impact Wrench

12.7MM

Fastening Capacities	Standard Bolt: M10 - M24 (3/8" - 1") High Strength Bolt (Grade F10T): M12, M16 (7/16, 5/8") High Strength Bolt (Grade F10T): M12, M16 (7/16, 5/8")
Nut-busting torque	1000 N·m (740 ft.lbs.)
Square Drive	12.7 mm (1/2")
No Load Speed (RPM)	Max / Hard / Mid / Soft: 0 - 2,200 / 1,900 / 1,200 / 500
Impacts Per Minute (IPM)	Max / Hard / Mid / Soft: 0 - 2,700 / 2,400 / 1,700 / 1,000
Nut-Busting Torque	1,000 N·m (740 ft.lbs.)
Max Fastening Torque	700 N·m (520 ft.lbs.)
Max Output	430 W
Dimensions (L x W x H)	w/ BL1815N / BL1820B: 170 x 81 x 258 mm (6-11/16 x 3-3/16 x 10") w/ BL1830B / BL1840B / BL1850B / BL1860B: 170 x 81 x 276 mm (6-11/16 x 3-3/16 x 10-7/8")
Net weight	2.3 - 2.7 kg (5.1 - 6.0 lbs.)

## DTW1001Z

1,050N.m



## Cordless Impact Wrench

19mm (3/4")

Capacity	Standard bolt: M12-M30(1/2"-1-1/4") High tensile bolt: M10-M24(3/8"-1")
Nut-busting torque	1700 N·m (1250 ft.lbs.)
Impacts Per Minute	0-2,200 / 0-2,000 / 0-1,800
No Load Speed	0-1800 / 0-1,000 / 0-900rpm
Max Fastening Torque	1,050N.m (780ft.lbs)
Dimensions (LxWxH)	229x91x289mm (9"x3-5/8"x11-3/8")
Square Drive	19 mm (3/4")
Net Weight	3.4kg (7.5lbs)

Battery and charger are not included.

● Belt Clip

## DTW1002Z

1,000N.m



## Cordless Impact Wrench

12.7mm (1/2")

Capacity	Standard bolt : M4-M30(1/2"-1-1/3") High Tensile bolt: M10-M24(3/8"-1")
Nut-busting torque	1600 N·m (1180 ft.lbs.)
Impacts Per Minute (IPM)	0-2,200 / 0-2,000 / 0-1,800
No Load Speed	0-1800 / 0-1,000 / 0-900rpm
Max Fastening Torque	1,000N.m (740ft.lbs)
Dimensions (LxWxH)	229x91x289mm (9"x3-5/8"x11-3/8")
Net Weight	3.3kg (7.3lbs)

Battery and Charger are not included

● Belt Clip.

## DLW140Z



## Portable Cut Off

355 mm (14")

Wheel Diameter	355 mm (14")
Hole Diameter	25.4 mm (1")
No Load Speed (RPM)	3,800
Max Output	1,300W
Vibration Level	2.5 m/s²
Sound Power Level	103dB
Dimensions (LxWxH)	w/ European type safety guard: 537x290x640 mm (21-1/8"x11-3/8"x25-1/4")
Net Weight	17.2-17.8 Kg (37.9-39.3 lbs)

Battery and Charger are not included

## DPB183Z



## Cordless Portable Band Saw

66MM

Capacity	Round: 66 mm (2-5/8") Square: 66 x 66 mm (2-5/8 x 2-5/8")
Blade Speed	0 - 3.2 m/s (0 - 630 ft/min.)
Blade Size	Length: 835 mm (32-7/8") Width: 13 mm (1/2") Thickness: 0.5 mm (0.02")
Max Output	490 W
Vibration Level	Cutting Metal: 2.5 m/s² or less
Vibration K Factor	Cutting Metal: 1.5 m/s²
Dimensions (L x W x H)	392 x 174 x 242 mm (15-1/2 x 6-7/8 x 9-1/2")
Net weight	3.6 - 3.9 kg (7.9 - 8.6 lbs.)

Battery and charger are not included

## DBS180Z



## Belt Sander

9MM x 533MM

Belt Width	6 / 9 / 13 mm (1/4 / 3/8 / 1/2")
Belt Length	533 mm (21")
Belt Speed	600 - 1,700 m/min
Max Output	530 W
Vibration Level	2.5 m/s² or less
Sound Pressure Level	77 dB(A)
Dimensions (L x W x H)	w/ BL1830B / BL1840B / BL1850B / BL1860B: 500 x 96 x 116 mm (19-3/4 x 3-3/4 x 4-9/16") w/ Side Grip & BL1830B / BL1840B / BL1850B / BL1860B: 500 x 245 x 126 mm (19-3/4 x 9-5/8 x 5")
Net weight	1.8 - 2.1 kg (4.0 - 4.6 lbs.)

Battery and charger are not included

## DSC163ZK



## Cordless Steel Rod Cutter

Cutting Capacity	Dia.: 3 - 16 mm (1/8" - 5/8")
Cutting Speed (sec)	2.8
Dimensions (L x W x H)	360x108x276 mm
Net weight	6.9 kg

Battery and Charger are not included

## DGA452Z

Slide switch lock-on



## Cordless Angle Grinder

115mm (4-1/2")

Wheel Diameter	115mm (4-1/2")
No Load Speed (RPM)	11,000
Dimensions (LxWxH)	317x129x126mm (12-1/2"x5-1/8"x5")
Net Weight	2.0kg (4.4lbs)

Battery and charger are not included.

## DGA454Z

Slide switch lock-on



## Cordless Angle Grinder

115mm (4-1/2")

Wheel Diameter	115mm (4-1/2")
No Load Speed (RPM)	8,500
Dimensions (LxWxH)	362x130x145mm (14-1/4"x5-1/8"x3/4")
Net Weight	2.2kg (4.9lbs)

Battery and charger are not included.

## DGA455Z

Paddle switch



## Cordless Angle Grinder

115mm (4-1/2")

Wheel Diameter	115mm (4-1/2")
No Load Speed (RPM)	8,500
Vibration Level	Surface Grinding: 4.5 m/s² Disc Sanding: 2.5 m/s² or less
Sound Pressure Level	80 dB(A)

Battery and charger are not included.

# DGA456Z

Side switch lock-on

## Cordless Angle Grinder

115mm (4-1/2")

Wheel Diameter	115mm (4-1/2")
No Load Speed	8,500
Dimensions (LxWxH)	362x130x151mm (14-1/4"x5-1/8"x5-15/16")
Net Weight	2.3kg (5.2lbs)

Battery and charger are not included.



# DGA458Z

Paddle switch

## Cordless Angle Grinder

115mm (4-1/2")

Wheel Diameter	115mm (4-1/2")
No Load Speed	8,500
Dimensions (LxWxH)	362x130x151mm (14-1/4"x5-1/8"x5-15/16")
Net Weight	2.3kg (5.2lbs)

Battery and charger are not included.



# DGA462Z

Side switch lock-on

## Cordless Angle Grinder

115 mm (4-1/2")

Wheel diameter	115 mm (4-1/2")
No load speed (RPM)	3,000 - 8,500
Vibration Level	Surface Grinding w/ Anti-Vibration Side Grip: 6.0 m/s² Disc Sanding w/ Anti-Vibration Side Grip: 2.5 m/s² or less
Sound Pressure Level	79 dB(A)
Dimensions (L x W x H)	w/ BL1815N / BL1820B: 368x130x145 mm (14-1/2"x5-1/8"x5-3/4") w/ BL1830B / BL1840B / BL1850B / BL1860B: 382x130x145 mm (15"x5-1/8"x5-3/4")
Net weight	2.3 - 3.0 kg (5.1 - 6.6 lbs.)

Battery and charger are not included.



# DGA468Z

Paddle switch

## Cordless Angle Grinder

115 mm (4-1/2")

Wheel Diameter	115 mm (4-1/2")
No Load Speed (RPM)	3,000-8,500
Vibration Level	Surface Grinding w/ Anti-Vibration Side Grip: 5.0 m/s² Disc Sanding w/ Anti-Vibration Side Grip: 2.5 m/s² or less
Sound Pressure Level	80 dB(A)
Dimensions (LxWxH)	w/ BL1815N / BL1820B: 368x130x151 mm (14-1/2"x5-1/8"x6") w/ BL1830B / BL1840B / BL1850B / BL1860B: 382x130x151 mm (15"x5-1/8"x6")
Net Weight	2.4 - 3.1 kg (5.2 - 6.8 lbs.)

Battery and Charger are not included



# DGA469Z

Paddle switch

## Cordless Angle Grinder

Wheel Diameter	115 mm (4-1/2")
No Load Speed (RPM)	3,000 - 8,500
Dimensions (L x W x H)	w/ BL1815N / BL1820B: 382x117x147 mm (15"x4-5/8"x5-3/4") w/ BL1830B / BL1840B / BL1850B / BL1860B: 396x117x147 mm (15-1/2"x4-5/8"x5-3/4")
Net weight	2.5 - 3.1 kg (5.6 - 6.8 lbs.)

Battery and charger are not included



# DGA506Z

Side switch lock-on

## Cordless Angle Grinder

125mm (5")

Wheel Diameter	125mm (5")
No Load Speed (RPM)	8,500
Dimensions (LxWxH)	362x140x151mm (14-1/4"x5-1/2"x5-15/16")
Net Weight	2.3kg (5.2lbs)

Battery and charger are not included



# DGA512Z

Paddle switch

## Cordless Angle Grinder

125 mm (5")

Wheel Diameter	125 mm (5")
No Load Speed (RPM)	3,000-8,500
Vibration Level	Surface Grinding w/ Anti-Vibration Side Grip: 5.5 m/s² Disc Sanding w/ Anti-Vibration Side Grip: 2.5 m/s² or less
Sound Pressure Level	79 dB(A)
Dimensions (LxWxH)	w/ BL1815N / BL1820B: 368x140x145 mm (14-1/2"x5-1/2"x5-3/4") w/ BL1830B / BL1840B / BL1850B / BL1860B: 382x140x145 mm (15"x5-1/2"x5-3/4")
Net Weight	2.3 - 3.0 kg (5.2 - 6.6 lbs.)

Battery and Charger are not included



# DGA518Z

Paddle switch

## Cordless Angle Grinder

125 mm (5")

Wheel Diameter	125 mm (5")
No Load Speed (RPM)	3,000-8,500
Vibration Level	Surface Grinding w/ Anti-Vibration Side Grip: 5.5 m/s² Disc Sanding w/ Anti-Vibration Side Grip: 2.5 m/s² or less
Sound Pressure Level	79 dB(A)
Dimensions (LxWxH)	w/ BL1815N / BL1820B: 368x140x151 mm (14-1/2"x5-1/2"x6") w/ BL1830B / BL1840B / BL1850B / BL1860B: 382x140x151 mm (15"x5-1/2"x6")
Net Weight	2.4 - 3.1 kg (5.3 - 6.8 lbs.)

Battery and Charger are not included



# DGA701Z

Paddle switch

## Cordless Angle Grinder

180 mm (7")

Wheel Diameter	180 mm (7")
No Load Speed (RPM)	7,800
Hole Diameter	22.23 mm (7/8")
Circumference of grip	DGA701: 160 mm (6-5/16")
Vibration Level	Surface Grinding w/ Anti-Vibration Side Grip: 7.5 m/s² Disc Sanding w/ Anti-Vibration Side Grip: 2.5 m/s² or less
Sound Pressure Level	88 dB(A)
Net Weight	5.0 - 6.0 kg (11.0 - 13.3 lbs.)

Battery and Charger are not included



# DGA901Z

Paddle switch

## Cordless Angle Grinder

230 mm (9")

Wheel Diameter	230 mm (9")
Hole Diameter	22.23 mm (7/8")
No Load Speed (RPM)	6,000
Circumference of grip	160 mm (6-5/16")
Vibration Level	Surface Grinding w/ Anti-Vibration Side Grip: 7.5 m/s² Disc Sanding w/ Anti-Vibration Side Grip: 2.5 m/s² or less
Dimensions (LxWxH)	499x250x158 mm (19-5/8"x9-7/8"x6-1/4")
Net Weight	8.0 kg (11.4 - 17.7 lbs.)

Battery and Charger are not included



## DJV180Z

### Cordless Top Handle Jig Saw



Length of Stroke	26 mm (1")
Strokes Per Minute (SPM)	0 - 2600
Shank Type	Saw Blade: Bayonet Shank Jig Saw Blade
Dimensions (L x W x H)	257 x 73 x 208 mm (10-1/8 x 2-7/8 x 8-3/16")
Net weight	2.7 - 3 kg (6 - 6.7 lbs.)

Battery and charger are not included

## DJV182Z

### Cordless Top Handle Jig Saw



Length of Stroke	26 mm (1")
Strokes Per Minute (SPM)	800 - 3500
Shank Type	Saw Blade: Bayonet Shank Jig Saw Blade
Dimensions (L x W x H)	266 x 77 x 208 mm (10-1/2 x 3 x 8-3/16")
Net weight	2.4 - 2.7 kg (5.2 - 5.9 lbs.)

Battery and charger are not included

## DJV184Z

### Cordless Jig Saw

NEW



Capacity	Wood: 135 mm (5-5/16") / Mild steel: 10 mm (3/8") / Aluminum: 20 mm (25/32")
Max output	400 W
Stroke length	23 mm (7/8")
Strokes per minute (SPM)	0 - 3,000
Dimensions (L x W x H)	259 x 77 x 205 mm (10-1/4 x 3 x 8-1/8")
Net weight	2.1 - 2.4 kg (4.6 - 5.3 lbs.)

Battery and charger are not included

## DJR183Z

### Cordless Recipro Saw



Capacity	Pipe: 50mm (2") Wood: 50mm (10")
Length of Stroke	13mm (1/2")
Strokes Per Minute	0-3,000
Dimensions (LxWxH)	392x81x209mm (15-1/2"x3-3/16"x8-1/4")
Net Weight	1,5kg (3,3lbs)

Bateru and charger are not included.

## DJR186Z

### Cordless Recipro Saw



Capacity	Pipe: 130mm (5-1/8") Wood: 255mm (10")
Length of Stroke	32mm (1-1/4")
Strokes Per Minute	0-2,800
Dimensions (LxWxH)	486x81x223mm (19-1/8"x3-3/16"x8-3/4")
Net Weight	3.5Kg (7.6lbs)

Battery and Charger are not included

## DJR187Z



### Cordless Recipro Saw

Capacity	Pipe: 130mm (5-1/8") Wood: 255mm (10")
Length of stroke	32mm (1-1/4")
Strokes Per Minute (RPM)	High: 0-3,000 Low: 0-2,300
Dimensions (LxWxH)	439x83x230mm (17-1/4"x3-1/4"x9")
Net Weight	3.4kg (7.6lbs)

Battery and Charger are not included

## DJR189Z



### Cordless Recipro Saw

NEW

Stroke length	22 mm (7/8")
Strokes per minute (SPM)	0 - 3,100
Capacity	Wood: 255 mm (10") Pipe: 130 mm (5-1/8")
Dimensions (L x W x H)	366 x 81 x 154 mm (14-3/8 x 3-3/16 x 6-1/16")
Net weight	2.2 - 2.5 kg (4.9 - 5.5 lbs.)

Battery and charger are not included

## DCS552Z



### Cordless Metal Cutter 136mm (5-3/8")

Blade diameter	136 mm (5-3/8")
Max cutting capacity	90°: 50.5 mm (2")
Vibration Level	Cutting Metal: 2.5 m/s² or less
Sound Pressure Level	102 dB(A)
Sound Power Level	113 dB(A)
No load speed (RPM)	3,600 rpm
Dimensions (L x W x H)	348x196x203 mm (13-3/4"x7-3/4"x8")
Net weight	2.4 - 2.7 kg (5.3 - 6.0 lbs.)

Battery and charger are not included.

## DCS553Z



### Cordless Metal Cutter 150mm (5-7/8")

Blade diameter	150mm (5-3/8")
Max cutting capacity	90°: 57.5 mm (2-1/4")
Vibration Level	Cutting Metal: 2.5 m/s² or less
Sound Pressure Level	103 dB(A)
Sound Power Level	114dB(A)
No load speed (RPM)	4,200 rpm
Dimensions (L x W x H)	267x186x250 mm (10-1/2"x7-3/8"x9-7/8")
Net weight	2.8 - 3.1 kg (6.1 - 6.8 lbs.)

Battery and charger are not included.

## DMC300Z



### Cordless Compact Cut Off

NEW

Max output	390 W
Wheel diameter	76 mm (3")
Hole diameter	9.5, 10.0 mm (3/8, 13/32")
Max cutting capacity	w/ Dust cover attachment: 13.5 mm (1/2") / w/o Dust cover attachment: 16.0 mm (5/8")
No load speed (RPM)	20,000 min⁻¹
Dimensions (L x W x H)	224 x 104 x 164 mm (8-7/8 x 4-1/8 x 6-1/2")
Net weight	1.2 - 1.7 kg (2.6 - 3.7 lbs.)

Battery and charger are not included



## DCC500Z

## Cordless Dustless Cutter

NEW



Battery and charger are not included

Blade diameter	125 mm (5")
Hole diameter	20 mm (13/16")
Max cutting capacity	0°: 40 mm (1-9/16") / 45°: 27 mm (1-1/16")
No load speed	8,800
Dimensions (L x W x H)	231 x 158 x 172 mm (9-1/8 x 6-1/4 x 6-3/4")
Net weight	2.5 - 3.0 kg (5.5 - 6.6 lbs.)

## DSS611Z

Cordless Circular Saw  
165mm (6-1/2")

Max Cutting Capacity	90 grades: 57mm (2-1/4") 45 grades: 40mm (1-9/16") 50 grades: 36mm (1-7/16")
Wheel Diameter	165mm (6-1/2")
No Load Speed (RPM)	3,700
Dimensions (LxWxH)	347x202x228mm (13-5/8"x8"x9")
Net Weight	2.9kg (6.4lbs)

Battery and charger are not included.

## DHS660Z

## Cordless Circular Saw



Blade Diameter	165 mm (6-1/2")
Hole Diameter	15.88/20 mm (5/8"/3/16")
No Load Speed (RPM)	5,000 RPM
Max Cutting Capacity	90°: 57 mm (2-1/4") 45°: 41 mm (1-5/8") 50°: 37 mm (1-7/16")
Dimensions	270x186x250 mm (10-5/8"x7-3/8"x9-7/8")
Net Weight (with battery)	2.9-3.2 kg (6.3-7.0 lbs)

Battery and charger are not included.

## DHS680Z

Cordless Circular Saw  
165mm (6-1/2")

Max Cutting Capacity	90 grades: 57mm (2-1/4") 45 grades: 41mm (1-5/8") 50 grades: 37mm (1-7/16")
Wheel Diameter	165mm (6-1/2")
No Load Speed (RPM)	5,000
Dimensions (LxWxH)	350x170x238mm (13-3/4"x6-11/16"x9-3/8")
Net Weight	3.0-3.3kg (6.6-7.3lbs)

Battery and Charger are not included

## DHS711Z

Cordless Circular Saw  
185mm (7-1/4")

Max Cutting Capacity	0 grades: 66mm (2-5/8") 45 grades: 47.5mm (1-7/8")
Wheel Diameter	185mm (7-1/4")
No Load Speed (RPM)	4,800
Dimensions (LxWxH)	356x217x298mm (14"x8-1/2"x11-3/4")
Net Weight	4.6kg (10.1lbs)

Battery and charger are not included

## DHS781Z

LXT XPT AWS



## Cordless Circular Saw

115 mm (9")

Blade Diameter	190 / 185 mm (7-1/2" / 7-1/4")
Max Cutting Capacity	90°: 68.5 / 66 mm (2-11/16" / 2-5/8") 45°: 47.5 / 45.5 mm (1-7/8" / 1-13/16") 56°: 35.5 / 34 mm (1-3/8" / 1-5/16")
No Load Speed (RPM)	6,000
Sound Pressure Level	93 dB(A)
Dimensions (LxWxH)	342x200x290 mm (13-1/2"x7-7/8"x11-3/8")
Net Weight	4.2 - 4.8 kg (9.3 - 10.7 lbs.)

Battery and Charger are not included

## DLS212Z

Bluetooth

Cordless Slide Compound Miter Saw  
305mm (12")

Blade Diameter	305mm (12")
Miter Angle / Bevel Angle	60° L / 60° R // 48° L / 48° R
Max Cutting Capacity	90° Miter: 107 x 363 mm (4-1/4" x 14-1/4") 90° Miter: 92 x 382 mm (3-5/8" x 15") 45° Miter, L/R: 107 x 255 mm (4-1/4" x 10") 45° Miter, L/R: 92 x 268 mm (3-5/8" x 10-1/2")
No Load Speed (RPM)	4,400
Dimensions (LxWxH)	898x664x725 mm (35-1/4"x26-1/8"x28-1/2")
Net Weight	28.3 - 28.9 kg (62.2 - 63.6 lbs.)

Battery and Charger are not included.

## DLS600Z

Cordless Compound Miter Saw  
165mm (6-1/2")

Blade Diameter	165mm (6-1/2")
Miter Angle	52° L / 52° D
Bevel Angle	48° L / 46° D
Max Cutting Capacity	90° in/gle: 46x92mm (1-13/16"x3-5/8")
No Load Speed	5,000
Dimensions (LxWxH)	(13-3/8"x15-3/4"x17-1/4")
Net Weight	6.3Kg (13.9lbs)

Battery and charger are not included.

## DFN350Z



## Cordless Brad Nailer

Capacity	Length: 15 - 35 mm (5/8" - 1-3/8")
Magazine Capacity	110
Vibration Level	2.5 m/s² or less
Sound Pressure Level	81 dB(A)
Sound Power Level	92 dB(A)
Dimensions (L x W x H)	w/ BL1815N / BL1820B: 240x79x228 mm (9-1/2"x3-1/8"x9") w/ BL1830B / BL1840B / BL1850B / BL1860B: 257x79x228 mm (10-1/8"x3-1/8"x9")
Net Weight	2.1 - 2.4 kg (4.6 - 5.3 lbs.)

Battery and Charger are not included.

## DRT50Z



## Cordless Trimmer

13mm (1/2")

Collet Capacity	6 mm, 8 mm or 1/4", 3/8"
No Load Speed (RPM)	10,000-30,000 RPM
Plunge Capacity	w/ Trimmer Base: 0 - 40 mm (0" - 1-9/16") w/ Plunge Base: 0 - 35 mm (0" - 1-3/8")
Vibration Level	Rotation w/o Load: 2.5 m/s² or less Cutting Grooves in MDF: 4.5 m/s²
Sound Pressure Level	78 dB(A)
Dimensions (L x W x H)	w/ BL1815N / BL1820B: 134x89x208 mm (5-1/4"x3-1/2"x8-1/8") w/ BL1830B / BL1840B / BL1850B / BL1860B: 134x89x226 mm (5-1/4"x3-1/2"x8-7/8")
Net weight	1.8 - 2.1 kg (3.9 - 4.6 lbs.)

Battery and charger are not included.

## DBO180Z

LXT



### Cordless Random Orbit Sander

Pad Diameter	123mm (4-7/8")
Abrasive Disc Size	125mm (5")
Orbit Per Minute	7,000 / 9,500 / 11,000opm
Dimensions (LxWxH)	175x123x153mm (6-7/8"x4-7/8"x6")
Net Weight	1.4Kg (3.0lbs)

Battery and Charger are not included

## DBO380Z



LXT  
XPT  
BL  
MOTOR



Battery and charger are not included

### Cordless Finishing Sander

NEW

Max output	200 W
Pad size	93 x 185 mm (3-5/8 x 7-1/4")
Abrasive paper size	Rectangular: 93 x 228 mm (3-5/8 x 9")
Orbits per minute (OPM)	4,000 / 8,000 / 12,000
Orbit diameter	2.0 mm (1/16")
Dimensions (L x W x H)	336 x 92 x 158 mm (13-1/4 x 3-5/8 x 6-1/4")
Net weight	1.9 - 2.2 kg (4.2 - 4.9 lbs.)

## DBO482Z



LXT



Battery and charger are not included

### Cordless Finishing Sander

NEW

Pad size	112 x 102 mm (4-3/8 x 4")
Abrasive paper size	Clamp type: 140 x 114 mm (5-1/2 x 4-1/2")
Compatible Hook & Loop paper size	Square: 114 x 102 mm (4-1/2 x 4") Rectangular: 114 x 190 mm (4-1/2 x 7-1/2") Triangular: 96 x 96 mm (3-3/4 x 3-3/4")
Orbits per minute (OPM)	High: 14,000 Low: 11,000
Strokes per minute (SPM)	High: 28,000 Low: 22,000
Dimensions (L x W x H) w/o Battery	119 x 112 x 147 mm (4-11/16 x 4-3/8 x 5-3/4")
Net weight	1.4 - 1.8 kg (3.1 - 4.0 lbs.)

## DFS452Z



LXT  
XPT  
BL  
MOTOR



### Cordless Screwdriver

Capacity	Soft-drilling screw: 6mm (1/4") Drywall screw: 5mm (3/16")
Driving Shank (Hex)	6.35mm (1/4")
No Load Speed (RPM)	0-4,000
Vibration Level	Screwdriving without impact: 2.5m/s <sup>2</sup> o menos
Dimensions (LxWxH)	251x79x259mm (10"x3-1/8"x1-1/4")
Net Weight	1.5kg (3.2lbs)

Battery and charger are not included.

## DFR551Z



LXT BL XPT

Battery and charger are not included

### Cordless Auto Feed Screwdriver

NEW

Max output	440 W
Screw strip	3.5 - 4.2 x 25 - 55 mm (1/8 - 5/32 x 1 - 2-3/16")
Driving shank (Hex)	6.35 mm (1/4")
Dimensions (L x W x H)	w/o Battery: 396 x 88 x 165 mm (15-5/8 x 3-1/2 x 6-1/2")
Net weight	1.9 - 2.2 kg (4.2 - 4.9 lbs.)

## DKP181Z



### Cordless Planer

Planing Width	82 mm (3-1/4")
Planing Depth	3 mm (1/8")
No Load Speed (RPM)	12,000
Dimensions (L x W x H)	366x156x166 mm (14-3/8"x6-1/8"x6-1/2")
Net weight	3.3 - 3.6 kg (7.3 - 7.9 lbs.)

Battery and charger are not included

## DRV150Z



BL  
MOTOR  
XPT

### Cordless Rivet Gun

Max pulling force	10KN
Length of Stroke	25 mm (1")
Dimensions (L x W x H)	w/ BL1815N / BL1820B: 310x80x270 mm (12-1/4"x3-1/8"x10-5/8") w/ BL1830B / BL1840B / BL1850B / BL1860B: 310x80x287 mm (12-1/4"x3-1/8"x11-1/4")
Net weight	1.9 - 2.2 kg (4.3 - 5.0 lbs.)

Battery and charger are not included.

● Belt Clip



DBO482

## DRV250Z



BL  
MOTOR  
XPT

### Cordless Rivet Gun

Max pulling force	20KN
Length of Stroke	30 mm (1-3/16")
Dimensions (L x W x H)	w/ BL1815N / BL1820B: 320x79x270 mm (12-5/8"x3-1/8"x10-5/8") w/ BL1830B / BL1840B / BL1850B / BL1860B: 320x79x287 mm (12-5/8"x3-1/8"x11-1/4")
Net weight	1.9 - 2.2 kg (4.3 - 5.0 lbs.)

Battery and charger are not included.

● Belt Clip

## DCO181Z



### Cordless Cut-Out Tool

Collet Capacity	3, 6 mm or 1/8, 1/4"
No Load Speed (RPM)	32,000
Max Output	600 W
Circumference of Grip Portion	210 mm (8-1/4")
Vibration Level	Rotation w/o Load: 2.5 m/s <sup>2</sup> or less
Vibration K Factor	Rotation w/o Load: 1.5 m/s <sup>2</sup>
Dimensions (L x W x H)	w/ BL1815N / BL1820B: 293 x 79 x 117 mm (11-1/2 x 3-1/8 x 4-5/8") w/ BL1830B / BL1840B / BL1850B / BL1860B: 311 x 79 x 117 mm (12-1/4 x 3-1/8 x 4-5/8")
Net weight	1.4 - 1.7 kg (3.1 - 3.7 lbs.)

Battery and charger are not included

## DSL801Z

## Cordless Drywall Sander

NEW



Pad diameter	210 mm (8-1/4")
Abrasive disc size	225 mm (8-7/8")
No load speed (RPM)	1,000 - 1,800
Dimensions (L x W x H)	1,120 x 1,540 x 278 x 273 mm (44 - 60-1/2 x 11 x 10-3/4")
Net weight	4.6 - 5.8 kg (10.1 - 12.8 lbs.)

## DTM50Z

## Cordless Multi Tool



Oscillation Per Minute (OPM)	6,000-20,000
Dimensions (LxWxH)	307x80x122mm (12-1/4"x3-1/8"x4-13/16")
Net Weight	1.8Kg (3.9lbs)

## DTM52Z

## Cordless Multi Tool

NEW



Oscillations per minute (OPM)	10,000 - 20,000
Oscillation angle	Left / Right / Total: 1.8° / 1.8° / 3.6°
Dimensions (L x W x H)	276 x 95 x N/A mm (10-7/8 x 3-3/4 x N/A")
Net weight	1.7 - 2.0 kg (3.7 - 4.4 lbs.)

## DPO500Z

## Cordless Random Orbit Polisher



Pad Size	125 mm (5")
Orbits Per Minute (OPM)	Normal mode: 0 - 6,800 Finishing mode: 0 - 5,300
Strokes Per Minute (SPM)	Normal mode: 0 - 13,600 Finishing mode: 0 - 10,600
No Load Speed (RPM)	Normal mode: 0 - 780 Finishing mode: 0 - 610
Impacts Per Minute (IPM)	Max / Hard / Med / Soft / T mode: 0 - 3,800 / 3,600 / 2,600 / 1,100 / 2,600
Orbit Diameter	5.5 mm (7/32")
Dimensions (LxWxH)	530x123x128 mm (20-7/8"x4-7/8"x5")
Net Weight	3.1 - 3.6 kg (6.9 - 7.9 lbs.)

## DPO600Z

## Cordless Random Orbit Polisher



Pad Size	150 mm (6")
Orbits Per Minute (OPM)	Normal mode: 0 - 6,800 Finishing mode: 0 - 5,300
Strokes Per Minute (SPM)	Normal mode: 0 - 13,600 Finishing mode: 0 - 10,600
No Load Speed (RPM)	Normal mode: 0 - 780 Finishing mode: 0 - 610
Impacts Per Minute (IPM)	Max / Hard / Med / Soft / T mode: 0 - 3,800 / 3,600 / 2,600 / 1,100 / 2,600
Orbit Diameter	5.5 mm (7/32")
Dimensions (LxWxH)	530x148x124 mm (20-7/8"x5-7/8"x4-7/8")
Net Weight	3.1 - 3.6 kg (6.9 - 7.9 lbs.)

## DPV300Z

## Cordless Sander Polisher

NEW



Max output	310 W
Pad / disc diameter	Twist-on / Twist-off style: 50 mm (2") Hook & Loop Style: 80 mm (3-1/8")
Brush pad capacity	80 mm (3-1/8")
Disc paper diameter	50 mm (2")
Continuous use (min.) w/ BL1850B	34
Dimensions (L x W x H)	152 x 79 x 205 mm (6 x 3-1/8 x 8-1/8")
Net weight	1.3 - 1.6 kg (2.9 - 3.5 lbs.)

## DCG180ZB / Z

## Cordless Caulking Gun



Max Dispensing Force	5,000N (1,100lbs)
No Load Speed (RPM)	0-28mm / seg. (0-66in/min)
Dimensions (LxWxH)	404x108x281mm (15-7/8"x4-1/4"x11-1/8")
Net Weight	2.1Kg (4.7lbs)

## DTR180Z

## Cordless Rebar Tying Tool



Tie Wire	0.8 mm
Applicable Rebars	D10xD10-(D13x2)x(D13x2)
Vibration Level	2.5m/s² or less
Sound Pressure Level	78dB(A)
Dimensions (LxWxH)	w/BL1830B/BL1840B/BL1850B/BL1860B: 304x93x318 mm (12x3-2/3x12-1/2")
Net Weight	2.3-2.6kg (5.1-5.7 lbs)

## DTR181Z

## Cordless Rebar Tying Tool

NEW



Applicable rebars	D16 x D16 - [D13 x 2] x [D16 x 2]
Applicable tie wire	Annealed wire: 21 Ga (0.8 mm) Galvanized wire: 21 Ga (0.8 mm) Poly coated wire: 20 Ga (0.9 mm)
Vibration level	2.5 m/s² or less
Dimensions (L x W x H)	w/o Battery: 317 x 93 x 269 mm (12-1/2 x 3-5/8 x 10-5/8")
Net weight	2.4 - 2.7 kg (5.3 - 6.0 lbs.)

## DUT130Z

## Cordless Mixer



Blade Diameter	165MM (6-1/2")
No Load Speed (RPM)	High / Low: 0 - 1,300 / 0 - 350
Dimensions	w/ Mixing Blade: 920x89x231 mm (36-1/4"x3-1/2"x9-1/8") w/o Mixing Blade: 323x89x231 mm (12-3/4"x3-1/2"x9-1/8")
Net weight	2.5 - 2.8 kg (5.4 - 6.1 lbs.)

## DWD181Z

## Rechargeable Wall Scanner

NEW

LXT  
XPT

Battery and charger are not included

Max detection depth	Metal / Plastic pipe / Live cable / Wood: 180 / 120 / 120 / 25 mm
Detection accuracy	+/-5 mm
Minimum detectable distance	40 mm
Display size	4.1"
Max run time (hours)	w/ BL1860B
Dimensions (L x W x H)	w/ BL1415N: 288 x 118 x 108 mm (11-3/8 x 4-5/8 x 4-1/4")
Net weight	1.3 - 1.7 kg (2.9 - 3.8 lbs.)

## DGP180Z

## Cordless Grease Gun

LXT



Strokes Per Minute	430
Max pressure (PSI)	69 MPa (10,000 PSI)
Compatible Grease	No. 0-2
Grease Capacity	14.5 oz. To 20.1 Oz
Max Feed Pressure	120 cm (47-1/4")
Hose Length	120 cm (47-1/4")
Dimensions (L x W x H)	(15-3/8"x3-15/16"x9-1/2")
Net weight	4.8 - 6.1 kg (10.6 - 13.4 lbs.)

Battery and charger are not included

## DVP181ZK

## Cordless Vacuum Pump

NEW



LXT

Battery and charger are not included



Flow rate	113 L/min
Ultimate vacuum	3 Pa (N/A microns)
Motor speed	3,200 min <sup>-1</sup>
Oil tank capacity	300 mL
Inlet port	5/16 x 3/8"
Continuous use (min.)	w/ BL1860B x2: 60
Dimensions (L x W x H)	383 x 193 x 210 mm (15-1/8 x 7-5/8 x 8-1/4")
Net weight	8.1 - 8.2 kg (17.9 - 18.1 lbs.)

## DAS180Z

## Cordless Dust Blower

NEW

LXT  
BL  
MOTOR

Battery and charger are not included

Air volume	0-1.1 m <sup>3</sup> /min
Air velocity	0-200 m/s
Air pressure	0-29.7 kPa
Blowing force	Mode 1: 0-1.1 N Mode 2: 0-1.7 N Mode 3: 0-2.3 N Mode 4: 0-2.8 N
Continuous use (min.)	w/ BL1860B, Mode 1: 55 min w/ BL1860B, Mode 2: 30 min w/ BL1860B, Mode 3: 20 min w/ BL1860B, Mode 4: 15 min
Dimensions	w/ BL1830B / BL1840B / BL1850B / BL1860B: 179 x 92 x 297 mm (7 x 3-5/8 x 11-3/4")
Net weight	1.2 - 1.7 kg (2.6 - 3.7 lbs.)

## DHG181ZK

## Cordless Heat Gun

NEW



LXT



Battery and charger are not included

Max output	10 W
Air temperature	Dial 1: Ambient temperature Dial 2: 150°C Dial 3: 250°C Dial 4: 350°C Dial 5: 450°C Dial 6: 550°C
Air flow	Stage 1: 120 L/min Stage 2: 200 L/min
Continuous run time on full battery charge	w/ BL1860B, Stage 1: 30 min w/ BL1860B, Stage 2: 21 min
Nozzle joint portion	34.5 mm (1-3/8")
Dimensions (L x W x H)	173 x 79 x 208 mm (6-3/16 x 3-1/8 x 8-3/16")
Net weight	1.0 - 1.4 kg (2.2 - 3.1 lbs.)



DWD181

## DLX2336SYX

## Cordless Hammer Driver Drill and Cordless Impact Driver Kit

GOOD

LXT  
XPT

## DHP453-Cordless Hammer Driver Drill 13mm (1/2")

Capacity	Steel: 13mm (1/2") Wood: 36mm (1-7/16") Masonry: 13mm (1/2")
Impacts per minute	High: 0-19,500 Low: 0-6,000
No Load Speed (RPM)	High: 0-1,300 Low: 0-400
Max Fastening Torque	Hard/Soft: 42/27N.m
Dimensions (LxWxH)	240x79x244mm (9-7/16"x3-1/8"x9-5/8")
Net Weight	1.7kg (3.7lbs)

INCLUDES 2 BATTERIES (1.5AH) AND DC18SD CHARGER  
ALSO AVAILABLE IN 240V

## DTD156-Cordless Impact Driver

Capacity	Machine Screw: M4-M8 (5/32"-5/16") Standard Bolt: M5-M16 (3/16"-1/2") High Tensile Bolt: M5-M12 (3/16"-1/2") Coarse thread (in length): 22-125mm (7/8"-4-7/8")
Impacts per minute	0-3,000
No Load Speed (RPM)	0-2,500
Max Fastening Torque	155 N.m (1,370 in.lbs.)
Dimensions (LxWxH)	143x79x241 mm (5-5/8"x3-1/8"x9-1/2")
Net Weight	1.3 - 1.6 kg (2.9 - 3.6 lbs.)

LXT

XPT

## DLX2142Y

## Cordless Hammer Driver Drill and Cordless Impact Driver Kit

GOOD

LXT



42N.m



165N.m



LXT

XPT

## DHP453-Cordless Hammer Driver Drill 13mm (1/2")

Capacity	Steel: 13mm (1/2") Wood: 36mm (1-7/16") Masonry: 13mm (1/2")
Impacts per minute	High: 0-19,500 Low: 0-6,000
No Load Speed (RPM)	High: 0-1,300 Low: 0-400
Max Fastening Torque	Hard/Soft: 42/27N.m
Dimensions (LxWxH)	240x79x244mm (9-7/16"x3-1/8"x9-5/8")
Net Weight	1.7kg (3.7lbs)

INCLUDES 2 BATTERIES (1.5AH) AND DC18RC CHARGER  
ALSO AVAILABLE IN 240V

## DTD152-Cordless Impact Driver

Capacity	Machine screw: M4-M8 (5/32"-5/16") Standard bolt: M5-M16 (3/16"-1/2") High Tensile Bolt: M5-M12 (3/16"-1/2") Coarse thread (in length): 22-125mm (7/8"-4-7/8")
Impacts per minute	0-3,500
No Load Speed (RPM)	0-2,900
Max Fastening Torque	165N.m (1,460 in.lbs.)
Dimensions (LxWxH)	137x79x238mm (5-3/8"x3-1/8"x9-3/8")
Net Weight	1.3kg (2.8lbs)



DLX2414X7B Cordless Hammer Driver Drill and Cordless Impact Driver Kit

NEW LXT BRUSHLESS

GOOD



DHP487-Cordless Hammer Driver Drill		DTD157-Cordless Impact Driver	
Capacity	Steel:13mm(1/2") Wood:36mm(1-7/16") Masonry:13mm(1/2")	Capacity	Machine screw: M4 - M8 mm (5/32 - 5/16") Hex shank 6.35 mm (1/4")
Chuck capacity	1.5 - 13 mm (1/16 - 1/2")	Impacts per minute	4100
No Load Speed (RPM)	1,700 RPM	No Load Speed (RPM)	3000
Max lock torque	40 N·m (350 in.lbs.)	Max Fastening Torque	140 N·m (1,240 in.lbs.)
Max fastening torque	40 N·m (350 in.lbs.)	Dimensions (LxWxH)	133 x 81 x 185 mm (5-1/4 x 3-3/16 x 7-1/4")
Dimensions (LxWxH)	164 x 81 x 201 mm (6-1/2 x 3-3/16 x 7-7/8")	Net Weight	1.2 - 1.5 kg (2.6 - 3.3 lbs.)
Net Weight	1.4 - 1.7 kg (3.1 - 3.7 lbs.)		

INCLUDES 2 BATTERIES (1.5AH) AND DC18SD CHARGER



DHP487



DTD157

DLX2414YX7 Cordless Hammer Driver Drill and Cordless Impact Driver Kit

NEW

GOOD



DHP487-Cordless Hammer Driver Drill		DTD157-Cordless Impact Driver	
Capacity	Steel:13mm(1/2") Wood:36mm(1-7/16") Masonry:13mm(1/2")	Capacity	Machine screw: M4 - M8 mm (5/32 - 5/16") Hex shank 6.35 mm (1/4")
Chuck capacity	1.5 - 13 mm (1/16 - 1/2")	Impacts per minute	4100
No Load Speed (RPM)	1,700 RPM	No Load Speed (RPM)	3000
Max lock torque	40 N·m (350 in.lbs.)	Max Fastening Torque	140 N·m (1,240 in.lbs.)
Max fastening torque	40 N·m (350 in.lbs.)	Dimensions (LxWxH)	133 x 81 x 185 mm (5-1/4 x 3-3/16 x 7-1/4")
Dimensions (LxWxH)	164 x 81 x 201 mm (6-1/2 x 3-3/16 x 7-7/8")	Net Weight	1.2 - 1.5 kg (2.6 - 3.3 lbs.)
Net Weight	1.4 - 1.7 kg (3.1 - 3.7 lbs.)		

INCLUDES 2 BATTERIES (1.5AH) AND DC18SD CHARGER

DLX2131 Cordless Hammer Driver Drill and Cordless Impact Driver Kit

GOOD



DHP482-Cordless Hammer Driver Drill 13mm (1/2")		DTD152-Cordless Impact Driver	
Capacity	Steel:13mm(1/2") Wood:38mm(1-1/2") Masonry:13mm(1/2")	Capacity	Machine Screw:M4-M8 (5/32"-5/16") Standard Bolt:M5-M16 (3/16"-1/2") High Tensile bolt:M5-M12(3/16"-1/2") Coarse thread(in length): 22-125mm(7/8"-4-7/8")
Impacts per minute	High: 0-28,500 Low: 0-9,000	Impacts per minute	0-3,500
No Load Speed	High: 0-1,900 Low: 0-600	No Load Speed (RPM)	0-2,900
Max Fastening Torque	Hard/Soft: 62/36 N.m(550/320in.lbs)	Max Fastening Torque	165N.m (1,460 in.lbs)
Max Lock Torque	54 N.m (480in.lbs)	Dimensions (LxWxH)	137x79x238mm (5-3/8"x3-1/8"x9-3/8")
Dimensions (LxWxH)	198x79x249mm (7-3/4"x3-1/8"x9-3/4")	Net Weight	1.3kg(2.8lbs)
Net Weight	1.5kg (3.4lbs)		

INCLUDES 2 BATTERIES (3.0AH) AND DC18RC CHARGER  
ALSO AVAILABLE IN 240V



DHP482



DTD152

DLX2131T Cordless Hammer Driver Drill and Cordless Impact Driver Kit

NEW

BETTER



DHP482-Cordless Hammer Driver Drill 13mm (1/2")		DTD152-Cordless Impact Driver	
Capacity	Steel:13mm(1/2") Wood:38mm(1-1/2") Masonry:13mm(1/2")	Capacity	Machine Screw:M4-M8 (5/32"-5/16") Standard Bolt:M5-M16 (3/16"-1/2") High Tensile bolt:M5-M12(3/16"-1/2") Coarse thread(in length): 22-125mm(7/8"-4-7/8")
Impacts per minute	High: 0-28,500 Low: 0-9,000	Impacts per minute	0-3,500
No Load Speed	High: 0-1,900 Low: 0-600	No Load Speed (RPM)	0-2,900
Max Fastening Torque	Hard/Soft: 62/36 N.m(550/320in.lbs)	Max Fastening Torque	165N.m (1,460 in.lbs)
Max Lock Torque	54 N.m (480in.lbs)	Dimensions (LxWxH)	137x79x238mm (5-3/8"x3-1/8"x9-3/8")
Dimensions (LxWxH)	198x79x249mm (7-3/4"x3-1/8"x9-3/4")	Net Weight	1.3kg(2.8lbs)
Net Weight	1.5kg (3.4lbs)		

INCLUDES 2 BATTERIES (5.0 A·H) AND DC18RC CHARGER

**DLX2401ST** Cordless Angle Grinder and Cordless Impact Driver Kit**NEW****BETTER****DHP482-Cordless Hammer Driver Drill** 13mm (1/2")

Capacity	Steel:13mm(1/2") Wood:38mm(1-1/2") Masonry:13mm(1/2")
Impacts per minute	High: 0-28,500 Low: 0-9,000
No Load Speed	High: 0-1,900 rpm Low: 0-600 rpm
Max Fastening Torque	Hard/Soft: 62/36 N.m(550/320in.lbs)
Max Lock Torque	54 N.m (480in.lbs)
Dimensions (LxWxH)	198x79x249mm (7-3/4"x3-1/8"x9-3/4")
Net Weight	1.5kg (3.4lbs)

**DGA452-Cordless Angle Grinder** 115 mm (4-1/2")

Carbon Brush	430
Wheel diameter	115 mm (4-1/2")
Hole Diameter	22.23 mm (7/8")
No load speed (RPM)	11,000
Dimensions (LxWxH)	317 x 129 x 126 mm (12-1/2 x 5-1/8 x 5")
Net Weight	2.06 - 2.71 kg (4.53 - 5.97 lbs.)

INCLUDES 1 BATTERY (5.0 A.H) AND DC18SD CHARGER

**DLX2416X1** Cordless Hammer Driver Drill and Cordless Impact Driver Kit**NEW****BETTER****DHP485-Cordless Hammer Driver Drill** 13mm (1/2")

Capacity	Steel:13mm(1/2") Wood:38mm(1-1/2") Masonry:13mm(1/2")
Impacts per minute	High: 0-28,500 Low: 0-7,500
No Load Speed (RPM)	High: 0-1,900 rpm Low: 0-500 rpm
Max Fastening Torque	High: 50 N.m (440 in. lbs.) Soft: 27 N.m (240 in.lbs)
Dimensions (LxWxH)	182x79x255 mm (7-1/8"x3-1/8"x10")
Net Weight	1.5-1.8 kg (3.2-3.9 lbs)

**DTD157-Cordless Impact Driver**

Capacity	Machine screw: M4 - M8 mm (5/32 - 5/16")
Hex shank	6.35 mm (1/4")
Impacts per minute	4100
No Load Speed (RPM)	3000
Max Fastening Torque	140 N.m (1,240 in.lbs.)
Dimensions (LxWxH)	133 x 81 x 185 mm (5-1/4 x 3-3/16 x 7-1/4")
Net Weight	1.2 - 1.5 kg (2.6 - 3.3 lbs.)

INCLUDES 2 BATTERIES (3.0AH) AND DC18RC CHARGER

**DLX2416YX2** Cordless Hammer Driver Drill and Cordless Impact Driver Kit**NEW****BETTER****DHP485-Cordless Hammer Driver Drill** 13mm (1/2")

Capacity	Steel:13mm(1/2") Wood:38mm(1-1/2") Masonry:13mm(1/2")
Impacts per minute	High: 0-28,500 Low: 0-7,500
No Load Speed (RPM)	High: 0-1,900 rpm Low: 0-500 rpm
Max Fastening Torque	High: 50 N.m (440 in. lbs.) Soft: 27 N.m (240 in.lbs)
Dimensions (LxWxH)	182x79x255 mm (7-1/8"x3-1/8"x10")
Net Weight	1.5-1.8 kg (3.2-3.9 lbs)

**DTD157-Cordless Impact Driver**

Capacity	Machine screw: M4 - M8 mm (5/32 - 5/16")
Hex shank	6.35 mm (1/4")
Impacts per minute	4100
No Load Speed (RPM)	3000
Max Fastening Torque	140 N.m (1,240 in.lbs.)
Dimensions (LxWxH)	133 x 81 x 185 mm (5-1/4 x 3-3/16 x 7-1/4")
Net Weight	1.2 - 1.5 kg (2.6 - 3.3 lbs.)

INCLUDES 2 BATTERIES ( 1.5 A.H ) AND DC18SD CHARGER

**DLX2180TX** Cordless Hammer Driver Drill and Cordless Impact screwdriver Kit**BETTER****DHP484-Cordless Hammer Driver Drill** 13mm(1/2")

Capacity	Steel:13mm(1/2") Wood:38mm(1-1/2") Masonry:13mm(1/2")
Chuck Capacity	1,5-13mm (1/16-1/2")
Impacts per minute	High: 0-30,000 Low:0-7,500
No Load Speed (RPM)	High: 0-2,000 Low:0-500
Max fastening torque	Hard/Soft: 54/30N.m (480/270in.lbs)
Max lock torque	60N.m (530in.lbs)
Vibration level	concrete:8,0m/s2 Steel:2,5m/s2
Dimensions (LxWxH)	182x79x261mm (7-1/8"x3-1/8"x10-1/4")
Net Weight	1.6kg (3.5lbs)

**DTD153-Cordless Impact Screwdriver**

Capacity	Machine screw:M4-M8(5-32"-5/16")
Standard bolt:	M5-M16(3/16"-5/8")
High Tensile Bolt:	M5-M14(3/16"-9/16")
Coarse thread(in length):	22-125mm(7/8"-4-7/8")
Impacts per minute	0-3,600
No Load Speed (RPM)	0-3,400
Hex Shank	6,35mm(1/4")
Max Fastening Torque	170N.m(1,500in.lbs)
Sound Pressure Level	96dB(A)
Dimensions (LxWxH)	126x79x238mm(5"x3-1/8"x9-9/16")
Net Weight	1,3kg(2.8lbs)

INCLUDES 2 BATTERIES (5.0AH) AND DC18RC CHARGER

**DLX2180MX-240** Cordless Hammer Driver Drill and Cordless Impact screwdriver Kit

NEW

BETTER



DHP484-Cordless Hammer Driver Drill 13mm(1/2")		DTD153-Cordless Impact Screwdriver	
Capacity	Steel:13mm(1/2") Wood:38mm(1-1/2") Masonry:13mm(1/2")	Capacity	Machine screw:M4-M8(5/32"-5/16") Standard bolt:M5-M16(3/16"-5/8") High Tensile Bolt: M5-M14(3/16"-9/16")
Chuck Capacity	1,5-13mm (1/16-1/2")		
Impacts per minute	High: 0-30,000 Low:0-7,500		Coarse thread(in length):22-125mm(7/8"-4-7/8")
No Load Speed (RPM)	High: 0-2,000 Low:0-500	Impacts per minute	0-3,600
Max fastening torque	Hard/Soft: 54/30N.m (480/270in.lbs)	No Load Speed (RPM)	0-3,400
Max lock torque	60N.m (530in.lbs)	Hex Shank	6,35mm(1/4")
Vibration level	concrete:8.0m/s2 Steel:2.5m/s2	Max Fastening Torque	170N.m(1,500in.lbs)
Dimensions (LxWxH)	182x79x261mm (7-1/8"x3-1/8"x10-1/4")	Sound Pressure Level	96dB(A)
Net Weight	1.6kg (3.5lbs)	Dimensions (LxWxH)	126x79x238mm(5"x3-1/8"x9-3/8")
		Net Weight	1,3kg(2.8lbs)

INCLUDES 2 BATTERIES (4.0AH) AND DC18RC CHARGER

**DLX2145J/TJ** Cordless Hammer Driver Drill and Cordless Impact Driver Kit

BEST



DHP458-Cordless Hammer Driver Drill 13mm (1/2")		DTD152-Cordless Impact Driver	
Capacity	Steel:13mm(1/2") Wood:76mm(3") Masonry:16mm(5/8")	Capacity	Machine Screw:M4-M8 (5/32"-5/16") Standard Bolt:M5-M16 (3/16"-1/2") High tensile bolt:M5-M12(3/16"-1/2")
Impacts per minute	High: 0-30,000 Low: 0-6,000		Coarse thread (in length): 22-125mm(7/8"-4-7/8")
No Load Speed	High: 0-2,000 Low: 0-400	Impacts per minute	0-3,500
Max Fastening Torque	Hard/Soft: 91/58N.m	No Load Speed (RPM)	0-2,900
Dimensions (LxWxH)	225x79x259mm(8-7/8"x3-1/8"x10-1/4")	Max Fastening Torque	165N.m (1,460 in.lbs)
Net Weight	2.2kg (4.9lbs)	Dimensions (LxWxH)	137x79x238mm (5-3/8"x3-1/8"x9-3/8")
		Net Weight	1.3kg(2.8lbs)

J: INCLUDES 2 BATTERIES 3.0AH WITH DC18RC CHARGER  
TJ: INCLUDES 2 BATTERIES 5.0AH WITH DC18RC CHARGER  
DLX2145J ALSO AVAILABLE IN 240V

**DLX3165ST** Cordless Random Orbit Sander, Cordless Trimmer and Cordless Circular Saw Kit

NEW



DBO180-Cordless Random Orbit Sander		DRT50-Cordless Trimmer		DSS611-Cordless Circular Saw	
Pad size	123 mm (4-7/8")	Collet size	6 mm - 8 mm ( 1/4" - 3/8")	Carbon Brush	441
Abrasive paper size	125 mm (5")	Base inner	30 mm (1-3/16")	Wheel diameter	165 mm (6-1/2")
Orbits per minute (OPM)	7,000 / 9,500 / 11,000	Plunge capacity	w/ Trimmer base: 0 - 40 mm (0 - 1-9/16") w/ Plunge base: 0 - 35 mm (0 - 1-3/8")	Blade body thickness	1.0 mm
Dimensions (L x W x H)	175 x 123 x 153 mm (6-7/8 x 4-7/8 x 6")	No load speed	10,000-30,000 min <sup>-1</sup>	Max cutting capacity	0": 57 mm (2-1/4") 134 x 89 x 208 mm (5-1/4 x 3-1/2 x 8-1/8")
Net weight	1.4 - 1.7 kg (3 - 3.7 lbs.)	Dimensions (L x W x H)	134 x 89 x 208 mm (5-1/4 x 3-1/2 x 8-1/8")	No load speed	3,700
		Net weight	1.8 - 2.1 kg (3.9 - 4.6 lbs.)	Dimensions (L x W x H)	347 x 202 x 228 mm (13-5/8 x 8 x 9")
				Net weight	2.9 - 3.2 kg (6.4 - 7.1 lbs.)

INCLUDES 1 BATTERY (5.0 A.H) AND CHARGER DC18SD



DBO180



DRT50



DSS611



DTD152



# CXT

**12V<sup>max</sup>**  
**LITHIUM-ION**



**CXT SECTION**

**Makita**

**Makita**

# CXT

## COMPACT EXTREME TECHNOLOGY

- > NEW 12V LINE WITH SLIDE-TYPE LITHIUM BATTERIES <
- > CHARGERS AND BATTERIES ARE COMPACT AND LIGHTWEIGHT FOR VARIOUS APPLICATIONS <
- > THE FAST CHARGER HAS A COOLING SYSTEM WITH A FAN TO PROTECT THE BATTERY <



BL1016  
1.5AH



BL1021  
2.0AH



BL1041B  
4.0AH



**DC10WD STANDARD**  
1.5AH - 50 MINUTES  
2.0AH - 70 MINUTES  
4.0AH - 130 MINUTES



**DC10SD FAST CHARGER**  
1.5AH - 22 MINUTES  
2.0AH - 30 MINUTES  
4.0AH - 60 MINUTES

## TOOL TERMINOLOGY

12V CXT						
CHARGERS		BATTERIES				
S	W	Y	A	M	E	Z
FAST	STANDARD	1.5AH	2.0AH	4.0AH	2 BATTERIES	TOOL WITHOUT CHARGER AND BATTERY



**HP333DWYE**

**22 minutes**  
 Faster charger





## TW161DZ

### Cordless Impact Wrench



Fastening Capacities	Standard Bolt: M8 - M16 (5/16" - 5/8") High Tensile Bolt: M6 - M12 (1/4" - 1/2")
Square Drive	12.7 mm (1/2")
No Load Speed (RPM)	High / Low: 0 - 2,400 / 0 - 1,300
Impacts Per Minute	High / Low: 0 - 3,600 / 0 - 2,000
Max Fastening Torque	165 N·m (1,460 in.lbs.)
Net weight	1.1 - 1.2 kg (2.4 - 2.7 lbs.)

Battery and charger are not included.

● Belt Clip



HR166D



TM30D

## TD110DZ

### Cordless Impact Driver



Capacity	Machine Screw: M4-M8 (5/32"-5/16") Standard bolt: M5-M12 (3/16"-1/2") High Tensile Bolt: M5-M10 (3/16"-3/8") Coarse Thread (in length): 22-90mm (7/8"-3-1/2")
Impacts Per Minute (IPM)	0-3,500
No Load Speed (RPM)	0-2,600
Max Fastening Torque	110N·m (970in.lbs)
Dimensions (LxWxH)	153x66x204mm (6"x2-5/8"x8-1/8")
Net Weight	1.0Kg (2.3lbs)

Battery and charger are not included.

● Clip belt

## TD111DZ

### Cordless Impact Driver



Capacity	Machine Screw: M4-M8 (5/32"-5/16") Standard bolt: M5-M14 (3/16"-9/16") High Tensile Bolt: M5-M12 (3/16"-1/2") Coarse Thread (in length): 22-90mm (7/8"-3-1/2")
Impacts per minute (IPM)	Hard/Soft: 0-3,900 / 0-1,600
No Load Speed (RPM)	Hard/Soft: 0-3,000 / 0-1,300
Max Fastening Torque	135 N·m (1,200in.lbs)
Dimensions (LxWxH)	135x66x210mm (5-5/16"x2-5/8"x1/4")
Net Weight	0.97Kg (2.1lbs)

Battery and charger are not included.

● Clip belt

## HR140DZ

### Cordless Rotary Hammer



Impact Energy	1 J
Capacity	9/16"
Impacts Per Minute	0-4,900
No load speed	0-850
Dimensions (LxWxH)	246x74x179mm (9-11/16"x2-15/16"x7/8")
Net Weight	1.9Kg (4.3lbs)

Battery and charger are not included.

● Side Grip, Depth Gauge

## HR166DZ

### Cordless Rotary Hammer



Impact Energy	1.1J
Capacity	Concrete: 16mm (5/8") Steel: 10mm (3/8") Wood: 13mm (1/2")
Impacts per minute	0-4,800
No Load Speed	0-680
Dimensions (LxWxH)	250x74x187mm (9-7/8"x2-15/16"x3-7/4")
Net Weight	1.8Kg (4.1 lbs)

Battery and charger are not included.

## TM30DZ

### Cordless Multi-tool



Oscillations Per Minute	6,000-20,000
Continuous Rating Input	170W
Oscillation Angle	3.2°
Circumference	168mm (6-5/8")
Dimensions (LxWxH)	277x65x98mm (10-7/8"x2-9/16"x3-7/8")
Net Weight	1.1Kg (2.4lbs)

Battery and charger are not included.



TD110D



TD111D



## CLX224X

Cordless Impact Driver and Cordless Driver Drill



TD110D-Cordless Impact Driver		DF333D-Cordless Driver Drill 10mm (3/8")	
Capacity	Machine Screw:M4-M8(5-32"-5/16") Standard Bolt:M5-M12(3/16"-1/2") High Tensile Bolt:M5-M10(3/16"-3/8") Coarse thread (in length):22-90mm(7/8"-3-1/2")	Capacity	Steel:10mm (3/8") Wood:21mm (13/16") No Load Speed High / Low: 0 - 1,700 / 0 - 450 Max Fastening Torque Hard/Soft: 30/14N.m Dimensions (LxWxH) 179x66x212 mm (7"x2-5/8"x8-3/8") Net Weight 1.1kg (2.4lbs)
Impacts Per Minute	0-3,500		
No Load Speed (RPM)	0-2,600rpm		
Max Fastening Torque	110N.m (970in.lbs)		
Dimensions (LxWxH)	153x66x204mm (6"x2-5/8"x8-1/8")		
Net Weight	1.0kg (2.3lbs)		

INCLUDES 2 BATTERIES (1.5AH) AND DC10WD CHARGER

## CLX228

Cordless Impact Driver and Cordless Driver Drill



TD110D-Cordless Impact Driver		HP333D-Cordless Hammer Drill 10 mm(3/8")	
Capacity	Machine Screw:M4-M8(5-32"-5/16") Standard Bolt:M5-M12(3/16"-1/2") High Tensile Bolt:M5-M10(3/16"-3/8") Coarse thread (in length):22-90mm(7/8"-3-1/2")	Capacity	Steel:10mm (3/8") Wood:21mm (13/16") Concrete: 8mm (5/16") Impacts per minute High: 0-25,500 Low: 0-6,750 No Load Speed (RPM) High: 0-1,700 Low: 0-450 Max Fastening Torque 30/14N.m Max Torque 28N.m (250in.lbs) Dimensions 193x66x212 mm (7-5/8"x2-5/8"x8-3/8") Net Weight 1.1 - 1.3 kg ( 2.4-2.9 lbs)
Impacts Per Minute	0-3,500		
No Load Speed (RPM)	0-2,600rpm		
Max Fastening Torque	110N.m (970in.lbs)		
Dimensions (LxWxH)	153x66x204mm (6"x2-5/8"x8-1/8")		
Net Weight	1.0kg (2.3lbs)		

INCLUDES 2 BATTERIES (1.5AH) AND DC10WD CHARGER



TD022D



DF001DW



HP488D

## TD022DZ

Cordless Impact Driver  
260mm (10-1/4")

Capacity	Machine screw: M3-M8 (1/8"-5/16") Standard bolt: M3-M8 (1/8"-5/16") High Tensile Bolt: M3-M6 (1/8"-1/4") Coarse Thread (in length): 22-45mm (7/8"-1-3/4")
Hex Shank	6.35mm (1/4")
No Load Speed (RPM)	0-2,450
Impacts Per Minute	0-3,000
Max Fastening Torque	25N.m (220in.lbs)
Dimensions (LxWxH)	Straight style: 282x42x52mm (11-1/8"x1-5/8"x2-1/16") Pistol Style: 227x42x142mm (8-15/16"x1-5/8"x5-5/8")
Net Weight	0.56kg (1.2lbs)

Battery and charger are not included .

## DF001DW

In Line Cordless Screwdriver

Fastening Capacities	Woss Screw: 3.8x32mm
No Load Speed	220rpm
Max Fastening Torque	Hard / Soft: 4.0 / 3.0 N.m (35/27lbs)
Max Lock Torque	4.5N.m (40in.lbs)
Charging Time (hrs)	3-5 hrs.
Dimensions	Straight style : 287x47x51mm Pistol stle: 205x47x51mm
Net Weight	0.36Kg

## HP488DZ

Cordless Hammer Driver Drill 13 mm (1/2")

Capacity	Steel / Wood / Masonry: 13 / 36 / 13 mm (1/2" / 1-7/16" / 1/2")
Chuck Capacity	1.5 - 13 mm (1/16 - 1/2")
Impacts Per Minute (IPM)	High / Low: 0 - 21,000 / 0 - 6,000
No Load Speed (RPM)	High / Low: 0 - 1,400 / 0 - 400
Max Fastening Torque	Hard / Soft: 42 / 24 N-m (370 / 210 in.lbs.)
Max Lock Torque	38 N-m (340 in.lbs.)
Clutch Torque Setting	1 - 4 N-m (9 - 35 in.lbs.)
Dimensions (L x W x H)	w/o Battery: 239 x 83 x 206 mm (9-3/8 x 3-1/4 x 8-1/8")
Net weight	1.8 kg (4.0 lbs.)

Battery and charger are not included.

# VACUUM CLEANERS



## VC011GZ

### Cordless Backpack Vacuum Cleaner

**NEW**


Battery and charger are not included

Capacity	Paper dust bag: 6.0 L Cloth dust bag: 5.5 L
Continuous use	w/ BL4050F x2, Mode 1: 260 min Mode 2: 130 min Mode 3: 75 min Mode 4: 40 min
Max Air Flow	W / Hose complete 32-1 : 2.4 m³/min
Max Sealed Suction	20 kPa
Suction Power	Mode 1: 25 W Mode 2: 55 W Mode 3: 100 W Mode 4: 195 W
Dimensions (L x W x H)	w/ BL4040 x2: 301 x 185 x 526 mm (11-7/8 x 7-1/4 x 20-3/4")
Net weight	6.4 - 9.5 kg (14.1 - 20.9 lbs.)

## DVC665Z

### Cordless Backpack Vacuum Cleaner



Capacity	Paper Dust Bag: 6.0 L Cloth Dust Bag: 5.5 L
Continuous Use (min.)	w/ BL1860B (Max): 40 w/ BL1860B (High): 75 w/ BL1860B (Normal): 140
Max Air Flow	w/ Hose Complete 28-1.5: 1.8 m³/min
Max Sealed Suction:	11 kPa
Suction Power	High / Normal w/ Hose 28-1.5: 85 / 45 W
Dimensions (L x W x H)	297x174x523 mm (11-3/4"x6-7/8"x20-5/8")
Net weight	6.1 - 6.7 kg (13.5 - 14.9 lbs.)

Battery and Charger are not included

## DVC660ZX2

### Cordless Backpack Vacuum Cleaner



Capacity	Paper Dust Bag: 6.0 L Cloth Dust Bag: 5.5 L
Continuous Use (min.)	w/ BL1860B (Max): 40 w/ BL1860B (High): 75 w/ BL1860B (Normal): 140
Max Air Flow	w/ Hose complete 32-1.0: 2.2 m³/min w/ Hose Complete 28-1.0: 2.0 m³/min
Max Sealed Suction:	11 kPa
Suction Power	Max / High / Normal w/ Hose 38-1.5: 105 / 55 / 30 W
	Max / High / Normal w/ Hose 28-1.5: 85 / 45 / 25 W
Dimensions (L x W x H)	297x174x523 mm (11-3/4"x6-7/8"x20-5/8")
Net weight	6.1 - 6.7 kg (13.4 - 14.8 lbs.)

Battery and Charger are not included

## DVC261Z

### Cordless Backpack Vacuum Cleaner



Capacity	Paper Dust Bag: 2.0 L Cloth Dust Bag: 1.5 L
Continuous Use (min.)	w/ BL1860B (Max): 40 w/ BL1860B (High): 75 w/ BL1860B (Normal): 140
Max Sealed Suction	11 kPa
Air Flow	70 CFM - *Hose: 1-1/8" x 3"
Max Air Flow	w/ Hose complete 38-1.5: 2.3 m³/min w/ Hose complete 32-1.0: 2.2 m³/min
	w/ Hose Complete 28-1.0: 2.0 m³/min w/ Hose Complete 28-1.5: 1.8 m³/min
Waterlift	44"
Suction Power	Max / High / Normal w/ Hose 38-1.5: 105 / 55 / 30 W Max / High / Normal w/ Hose 32-1.0: 95 / 50 / 25 W
	Max / High / Normal w/ Hose 28-1.0: 90 / 45 / 25 W Max / High / Normal w/ Hose 28-1.5: 85 / 45 / 25 W
Net weight	3.8 - 4.5 kg (8.5 - 9.9 lbs.)

Battery and charger are not included

## CL001GZ

### Cordless Cleaner



Capacity	730 mL
Continuous Use (min.)	w/ BL4025, 1 / 2 / 3 / 4: 80 / 40 / 25 / 16
Max Air Flow	1.2 m³/min
Max Sealed Suction (water column)	21 kPa (2,100 mmH₂O)
Suction Power	w/ Easy Shake Off Filter, 1 / 2 / 3 / 4: 20 / 45 / 70 / 125 W
Net weight	1.7 - 2.3 kg (3.7 - 5.1 lbs.)

Battery and charger are not included

## CL003GZ

### Cordless Cleaner

**NEW**


Dust capacity	250 mL (8.5 oz)
Max sealed suction / Max air flow	20 kPa (2,000 mmH₂O) / 1.0 m³/min
Air flow	35 CFM
Waterlift	80"
Continuous use (min)	w/ BL4025 Mode 1 / 2 / 3 / 4: 80 / 40 / 25 / 16
Dimensions	w/ Pipe & Nozzle, w/o Battery: 1,086 x 113 x 177 mm (42-3/4 x 4-7/16 x 7")
Net weight	1.9 - 2.5 kg (4.2 - 5.5 lbs.)

Battery and charger are not included

## DCL180Z

### Cordless Cleaner



Capacity	650mL
Continuous use (min)	20
Max Sealed Suction	4.2kPa (428mm H₂O)
Air Flow	49 CFM
Max air flow	1.4m³/min
Waterlift	16.8"
Dimensions (LxWxH)	999x114x152mm (39-1/4"x4-1/2"x6")
Net Weight	1.2Kg (2.7lbs)

Battery and charger are not included.

## DCL281Z



### Cordless Cleaner

Capacity	800 mL
Continuous Use (min.)	Max: 15 / High: 20 / Low: 50
Max Sealed Suction (water column)	6.0 kPa (600 mmH <sub>2</sub> O)
Air Flow	53 CFM
Max Air Flow	1.5 m <sup>3</sup> /min
Waterlift	33"
Suction Power	Max: 60 W / High: 45 W / Low: 15 W
Dimensions (L x W x H)	1,018x113x154 mm (40"x4-7/16"x6-1/8")
Net weight	1.4 - 1.7 kg (3.0 - 3.7 lbs.)

Battery and charger are not included.

## DCL284FZB



Battery and charger are not included

### Cordless Cleaner

NEW

Capacity	730 mL
Suction power	w/ Easy shake off filter EX, Mode 1: 20 W w/ Easy shake off filter EX, Mode 2: 45 W w/ Easy shake off filter EX Mode 3: 70 W w/ Easy shake off filter EX, Mode 4: 125 W
Max sealed suction / Max air flow	18 kPa (1,836 mmH <sub>2</sub> O) / 1.2 m <sup>3</sup> /min
Continuous use (approx)	w/ BL1830B, 1/2/3/4: 38/21/15/8
Dimensions (L x W x H)	w/ BL1830B / BL1840B / BL1850B
Net weight	BL1860B: 503 x 113 x 153 mm (19-3/4 x 4-7/16 x 6") 1.3 - 1.6 kg (2.9 - 3.5 lbs.)

## CL108FDZ



### Cordless Cleaner

Capacity	600 mL
Continuous Use (min)	Max: 10 / High: 12 / Normal: 25
Max Sealed Suction (water column)	4.4 kPa (445 mmH <sub>2</sub> O)
Air Flow	42 CFM
Max Air Flow	1.2 m <sup>3</sup> /min
Waterlift	17.6"
Suction Power	Max / High / Normal: 30 / 20 / 5 W
Dimensions (L x W x H)	956x110x150 mm
Net weight	(37-5/8"x4-5/16"x5-7/8") 1.0 - 1.2 kg (2.3 - 2.7 lbs.)

Battery and charger are not included.

## CL114FDZ



### Cordless Speed Cleaner

Capacity	Cloth Dust Bag / Paper Dust Bag: 500 / 330 mL
Continuous Use (min.)	Powerful / High / Normal: 10 / 18 / 55
Max Air Flow	1.4 m <sup>3</sup> /min
Max Sealed Suction (water column)	5.0 kPa (510 mmH <sub>2</sub> O)
Suction Power	Powerful / High / Normal: 35 / 20 / 5
Dimensions (L x W x H)	w/o Pipe & Nozzle: 457 x 113 x 136 mm (18 x 4-7/16 x 5-3/8") w/ Pipe & Nozzle: 983 x 113 x 136 mm (38-3/4 x 4-7/16 x 5-3/8")
Net weight	1.1 kg (2.4 lbs.)

Battery and charger are not included

## VC010GZ



### Cordless Upright Cleaner

NEW

Capacity	5.0 L
Continuous use	w/ BL4050F, High / Normal / Low noise: 25 / 50 / 100 min
Max air flow	1.8 m <sup>3</sup> /min
Max sealed suction	15 kPa
Suction Power	High / Normal / Low noise: 110 / 50 / 25 W
Cleaning Width	381 mm [15"]
Dimensions (L x W x H)	326x381x1,146 mm ( 12-7/8"x15"x45")
Net weight	8.0 - 9.2 kg (17.6 - 20.3 lbs.)

Battery and charger are not included

## DVC560Z



Battery and charger are not included

### Upright Cleaner

Capacity	Dust / Water: 5 / N/A L
Continuous Use (min.)	w/ BL1860B x2 Max / Normal / Low Noise: 30 / 60 / 120
Max Air Flow	1.9 m <sup>3</sup> /min
Max Sealed Suction	12 kPa
Suction Power	Max / Normal / Low Noise: 85 / 50 / 25 W
Dust Pick-Up Rate	Max / Normal / Low Noise: 47 / 44 / 40
Cleaning Width	318 mm
Brushroll Rotation Speed	Max / Normal / Low Noise: 3,500 / 2,500 / 1,000 RPM
Dimensions (L x W x H)	326 x 318 x 1,146 mm (12-7/8 x 12-1/2 x 45")
Net weight	8.3 - 9.0 kg (18.3 - 19.8 lbs.)

## DCL184Z



Battery and charger are not included

### Cordless Speed Cleaner

Capacity	Cloth Dust Bag / Paper Dust Bag: 500 / 330 mL
Continuous Use (w/ BL1830B) (min.)	Max / High / Normal: 20 / 30 / 80
Max Air Flow	Cleaning: 1.4 m <sup>3</sup> /min
Max Sealed Suction (water column)	5.4 kPa (550 mmH <sub>2</sub> O)
Suction Power	Max / High / Normal: 38 / 23 / 5 W
Max Air Velocity	Blowing: 100 m/s
Vibration Level	0.4 m/s <sup>2</sup>
Noise Level	Max / High / Normal: 68 / 65 / 58 dB(A)
Dimensions (L x W x H) w/ BL1830B / BL1840B / BL1850B	365 x 138 x 202 mm (14-3/8 x 5-7/16 x 8")
Net weight	1.8 - 2.2 kg (4.0 - 4.9 lbs.)

## DVC750LZ



### Cordless Portable Vacuum Cleaner

Capacity	Dust / Water: 7.5 / 4.5 L
Continuous Use (minutes)	w/ BL1860B (High) : 35 w/ BL1860B (Low) : 70
Max Sealed Suction	6.7 kPa
Air Flow	57 CFM
Max Air Flow	1.6 m <sup>3</sup> /min
Waterlift	27"
Suction Power	High / Low : 50 / 25 W
Dimensions (LxWxH)	418x251x278 mm (16-1/2"x9-7/8"x11")
Net Weight	4.3 - 4.6 kg (9.4 - 10.1 lbs.)

Battery and charger are not included.

## CL121DZ



### Cordless Cleaner

Capacity	Dust Bag : 500 mL Paper Pack : 330 mL
Max Sealed Suction	4.4 kPa (450 mmH <sub>2</sub> O)
Air Flow	45 CFM
Max Air Flow	1.3 m <sup>3</sup> /min
Waterlift	18.4"
Suction Power	Max : 30 W / High : 20 W / Normal : 5 W
Dimensions (L x W x H)	w/ BL1016/BL1021B: 345x138x202 mm (13-5/8"x5-7/16"x8")
Net weight	1.8 - 2.0 kg (4.0 - 4.4 lbs.)

Battery and Charger are not included

## DRC300



### Robotic Cleaner

Continuous use (min.) w/ BL1860B x2:	240
Max cleaning area w/ BL1860B x2:	600 m <sup>2</sup>
Max registrable mapping area:	10,000 m <sup>2</sup>
Dust box capacity:	3.0 L
Dimensions (L x W x H):	500 x 500 x 204 mm (19-3/4 x 19-3/4 x 8")
Net weight:	9.6 - 10.6 kg (21.2 - 23.4 lbs.)



## DRC200Z



### Robotic Cleaner

Continuous Use (min.)	w/ BL1850B x2: 200 w/ BL1830B x2: 120
Max cleaning area	w/ BL1850B x2: 500 m² w/ BL1830B x2: 300 m²
Max running speed	0.3 m/sec
Dust Box Capacity	2.5 L
Dimensions (L x W x H)	460x460x180 mm (18-1/8"x18-1/8"x1-7/8")
Net weight	7.8 kg (16.1 lbs.)

Battery and charger are not included.

## VC003GLZ



### Cordless Vacuum Cleaner

NEW

Max air flow	3.2 m³/min
Suction power	310 W
Max sealed suction	23 kPa
Capacity	Dust / Water: 15 / 12 L
Continuous use (min.)	w/ BL4050F at Dial 1: 220
Dimensions (L x W x H)	366 x 334 x 475 mm (14-3/8 x 13-1/8 x 18-3/4")
Net weight	8.4 - 11.5 kg (18.5 - 25.4 lbs.)

Battery and charger are not included

## DVC150LZ



### Cordless Vacuum Cleaner

Capacity	Dust / Water: 15 / 12 L
Continuous Use (min.)	w/ BL1850B x2: 30-65
Max Sealed Suction	AC / DC: 24 / 9 kPa
Air Flow	127 CFM / 74 CFM
Max Air Flow	AC / DC: 3.6 / 2.1 m³/min
Waterlift	96" AC / 36" DC
Vibration Level	2.5 m/s² or less
Max Suction Power	AC / DC: 320 / 70 W
Dimensions (L x W x H)	366x334x421 mm (14-3/8"x13-1/8"x16-1/2")
Net weight	8.9 - 9.6 kg (19.7 - 21.1 lbs.)

Battery and charger are not included

## DVC152LZ



### Cordless Vacuum Cleaner

Capacity	Dust / Water: 15 / 12 L
Continuous Use (min.)	w/ BL1850B x2: 40-100
Max Sealed Suction	DC: 9.8 kPa
Air Flow	74 CFM
Max Air Flow	DC: 2.1 m³/min
Waterlift	39"
Max Suction Power	DC: 90 W
Dimensions (L x W x H)	366x334x421 mm (14-3/8"x13-1/8"x16-1/2")
Net weight	7.3 - 7.9 kg (16.0 - 17.4 lbs.)

Battery and charger are not included

## DVC153LZ



### Cordless Vacuum Cleaner

Capacity	Dust: 15 L
Continuous Use (min.)	w/ BL1850B x2: 40-100
Max Sealed Suction	DC: 9.8 kPa
Air Flow	74 CFM
Max Air Flow	DC: 2.1 m³/min
Waterlift	39"
Vibration Level	2.5 m/s² or less
Max Suction Power	DC: 90 W
Dimensions (L x W x H)	366x334x421 mm (14-3/8"x13-1/8"x16-1/2")
Net weight	8.0 - 8.6 kg (17.6 - 19.0 lbs.)

Battery and charger are not included

## DVC155Z



### Cordless Vacuum Cleaner

Capacity	Dust/Water: 15/12L
Max Air Flow	2.1 m³/min
Max Sealed Suction (water column)	11 kPa
Suction Power	105 W
Dimensions (L x W x H)	366x334x421 mm (14-3/8"x13-1/8"x16-1/2")
Net weight	7.2 - 7.9 kg (15.9 - 17.4 lbs.)

Battery and charger are not included

## DVC156Z



### Cordless Vacuum Cleaner

Capacity	Dust/Water: 15/L
Max Air Flow	2.1 m³/min
Max Sealed Suction (water column)	11 kPa
Suction Power	105 W
Dimensions (L x W x H)	366x334x421 mm (14-3/8"x13-1/8"x16-1/2")
Net weight	7.3 - 8.0 kg (16.1 - 17.6 lbs.)

Battery and charger are not included

## DVC157Z



### Cordless Vacuum Cleaner

Capacity	Dust/Water: 15/L
Max Air Flow	2.1 m³/min
Max Sealed Suction (water column)	11 kPa
Suction Power	105 W
Dimensions (L x W x H)	366x334x421 mm (14-3/8"x13-1/8"x16-1/2")
Net weight	8.0 - 8.6 kg (17.6 - 19.0 lbs.)

Battery and charger are not included

## VC2000L



### Vacuum Cleaner

Continuous rating input	1,000W
Max Sealed Suction	21.0 kPa
Tank Capacity	20 L
Dimensions (L x W x H)	390 x 385 x 505 mm
Net weight	7.5 kg (N/A lbs.)
Power supply cord	552x398x685mm (21-3/4"x15-5/8"x27")

## VC3210L



### Vacuum Cleaner (Wet & Dry)

173

Continuous rating input	1,050W
Max Peak Air Flow	2.0m³ / min
Max Sealed Suction (Water Column)	22.0kPa (2.240mmHg20)
Tank Capacity	Dust : 32L Water : 27L
Dimensions (LxWxH)	552x398x685mm (21-3/4"x15-5/8"x27")
Net Weight	14.5Kg (32.0lbs)

#### Optional Consumables

Foam Filter: 195552-5	
Cloth Filter: 195612-3	
Cloth filter for Water: 195611-5	
Filter: 195441-4	

# OUTDOOR POWER EQUIPMENT



**Makita**

## PDC1200



Battery and charger are not included

### Portable Power Pack

**NEW**

Capacity	33.5 Ah
Energy capacity	1,206 Wh
Charging time (hours)	6
Number of cells	100
Dimensions (L x W x H)	369 x 261 x 139 mm (14-1/2 x 10-1/4 x 5-1/2")
Net weight	8.8 kg (19.4 lbs.)

## PDC1500



Battery and charger are not included

### Portable Power Pack

**NEW**

Capacity	43.55 Ah
Energy capacity	1,567.8 Wh
Charging time	7.5 hours
Number of cells	130
Dimensions (L x W x H)	369 x 312 x 130 mm (14-1/2 x 12-1/4 x 5-1/8")
Net weight	10.9 - 12.9 kg (24.0 - 28.4 lbs.)

**Makita**

## CONNECTX™

ConnectX™ is a run-time and power solution for use with ConnectX™ products, as well as XGT® and LXT® tools and equipment when used with an adaptor. It accelerates the transition to battery power with a Backpack Power Supply which packs a high-capacity 1,200Wh battery for all-day work and performance without the hassles of gas or cords. It's the ultimate in versatility, offering easy compatibility with the premium line of ConnectX™ equipment including commercial-grade lawn mowers and trimmers, as well as 40V max XGT® and 36V (18V X2) LXT® products when used with an adaptor. ConnectX™ is commercial output on demand.



**HIGHER CAPACITY**

Delivers 1,200 Wh† hours of output



**LONGER RUN TIME**

Ideal for all-day work



**ULTIMATE COMPATIBILITY**

Powers ConnectX™ 40V max XGT® and 36V (18V X2) LXT® systems



**DURABLE DESIGN**

IP54-rated weather-resistant construction

## PDC1500

### CONNECTX™ 1,500WH PORTABLE BACKPACK POWER SUPPLY

**CONNECTX™**



**Direct connection**  
NO ADAPTER NEEDED



**UB001G**  
40V max ConnectX™  
Brushless Blower



**191N62-4**  
40V MAX ADAPTER

**XGT®**  
40V max



**191J51-5**  
36V (18V X2) ADAPTER

**LXT®**  
18V → 36V



## PDC01

### CONNECTX™, LXT®, LXT® X2 AND XGT® PORTABLE BACKPACK POWER SUPPLY

Utilizes four 18V LXT® batteries for extended run-time when used with 18V LXT®, 36V (18V X2) LXT®, and 40V max XGT® products. Also compatible with ConnectX™ power equipment.

**Makita**

## UB001GZ

## Blower



**XGT**  
Battery and charger are not included



Max Air Volume	Cruise Control Mode: 0 - 13.5 m³/min Boost Mode: 16.0 m³/min
Max Air Velocity	Cruise Control Mode: 53 m/s Boost Mode: 64 m/s
Avg. Air Velocity	Cruise Control Mode: 0 - 44 m/s Boost Mode: 53.5 m/s
Blowing Force	Cruise Control Mode: 0 - 12 N Boost Mode: 17 N
No Load Speed (RPM)	Cruise Control Mode: 0 - 20,000 Boost Mode: 23,000
Continuous Use (min.)	Cruise Control Mode w/ BL4050F: 15 Boost Mode w/ BL4050F: 8
Dimensions (L x W x H)	w/ BL4040: 917 x 1,017 x 167 x 297 mm (36 - 40 x 6-9/16 x 11-3/4")
Net weight	3.1 - 3.9 kg (6.8 - 8.6 lbs.)

## DUB185ZX2

## Cordless Blower

NEW



**LXT**  
Battery and charger are not included



Avg. air velocity	81 m/s
Blowing force	3.1 N
Max sealed suction	5.8 kPa
No load speed (RPM)	0 - 18,000
Continuous use (min.)	w/ BL1850(B), High / Mid / Low: 21 / 50 / 130 w/ BL1830(B), High / Mid / Low: 13 / 30 / 80
Vibration level	Operation w/o load: 2.5 m/s² or less
Dimensions (L x W x H)	w/ BL1815N / BL1820B: 515 x 156 x 195 mm (20-1/4 x 6-1/8 x 7-5/8")
Net weight	1.6 - 2.1 kg (3.5 - 4.6 lbs.)

## DUB184Z

## Blower



**XPT LXT**  
Battery and charger are not included



Max Air Volume	13.0 m³/min (459 CFM)
Max Air Velocity	52.1 m/s (116 MPH)
No Load Speed (RPM)	0 - 18,000
Blowing Force	10.9 N
Sound Pressure Level	86.6 dB(A)
Sound Power Level	93.5 dB(A)
Vibration Level	2.5 m/s² or less
Dimensions (L x W x H)	w/ BL1830B / BL1840B / BL1850B / BL1860B: 825x160x285 mm (32-1/2"x6-5/16"x11-1/4")
Net weight	2.5 - 3.0 kg (5.4 - 6.7 lbs.)

## DUB363Z

## Cordless Blower



**XPT LXT**  
Battery and charger are not included



Max Air Volume	13.4 m³/min (473 CFM)
Max Air Velocity	65 m/s
No Load Speed (RPM)	0 - 7,850
Blowing Force	14.4 N
Dimensions (L x W x H)	w/ 3-Stage Telescopic Long Nozzle: 737/786/836x200x415 mm (7-7/16"/31" x 33"x7-7/8"x16-3/8")
Net weight	4.5 - 6.6 kg (9.9 - 14.6 lbs.)

Battery and charger are not included

## UB001CZ

## Blower



**BL MOTOR**  
Battery and charger are not included



Max Air Volume	Cruise Control Mode: 0 - 15.0 m³/min Boost Mode: 17.6 m³/min
Max Air Velocity	Cruise Control Mode: 0 - 60 m/s Boost Mode: 70 m/s
Avg. Air Velocity	Cruise Control Mode: 0 - 60 m/s Boost Mode: 70 m/s
Blowing Force	Cruise Control Mode: 0 - 15.0 N Boost Mode: 20.0 N
No Load Speed (RPM)	Cruise Control Mode: 0 - 21,000 Boost Mode: 24,000
Continuous Use (min.)	Cruise Control Mode w/ PDC01 (BL1860B x4): 28 Cruise Control Mode w/ PDC1200: 90 Boost Mode w/ PDC01 (BL1860B x4): 17 Boost Mode w/ PDC1200: 60
Dimensions (L x W x H)	w/ Nozzle: 960 x 1,060 x 295 x 180 mm (37-3/4 - 41-3/4 x 11-1/2 x 7") w/o Nozzle: 715 x 295 x 180 mm (28-1/8 x 11-1/2 x 7")
Net weight	2.6 - 2.9 kg (5.7 - 6.5 lbs.)

## UB003C

## Battery Powered Blower

NEW



**WG BL MOTOR**  
Battery and charger are not included



Max air volume	17.6 m³/min
Max air velocity	86.0 m/s
Blowing force	24 N
Power supply cord	1.1 m (3.6 ft)
Continuous use (approx.)	w/ End nozzle, w/ PDC1500, Max speed mode: 60 min
Dimensions (L x W x H)	w/ Nozzle: 913 x 1,013 x 178 x 298 mm (36 - 40 x 7 x 11-3/4")
Net weight	2.8 - 3.1 kg (6.2 - 6.8 lbs.)

## UX01GZ

## Cordless Multi Function Power Head

Max output 1.0kW



**XPT**  
**XGT**



No Load Speed (RPM)	High: 0 - 9,700 Medium: 0 - 8,200 Low: 0 - 5,700
Max Output	1000 W
Dimensions (L x W x H)	1,027 x 320 x 209 mm (40-1/4 x 12-5/8 x 8-1/4")
Net weight	4.2 - 12.6 kg (9.3 - 27.8 lbs.)

Battery and charger are not included

## DUX18Z

## Cordless Multi Function Power Head

Max output 470W



**LXT**  
**AFT**  
**XPT**



No Load Speed (RPM)	High: 0 - 9,700 Medium: 0 - 8,200 Low: 0 - 5,700
Max Output	High: 0 - 9,700, Low: 0 - 6,800 RPM
Dimensions (L x W x H)	w/o Battery: 977 x 225 x 175 mm (38-1/2 x 8-7/8 x 6-7/8")
Net weight	2.8 - 10.3 kg (6.2 - 22.7 lbs.)

Battery and charger are not included

## DUX60Z

## Cordless Multi Function Power Head

Max output 0.6kW



**XPT**  
**LXT**  
**AFT**



No Load Speed (RPM)	High: 0 - 9,700 Medium: 0 - 8,200 Low: 0 - 5,700
Max Output	600 W
Dimensions (L x W x H)	1,011 x 320 x 216 mm (39-3/4 x 12-5/8 x 8-1/2")
Net weight	4.1 - 8.7 kg (8.9 - 19.2 lbs.)

Battery and charger are not included

## UR002GZ

## Cordless 3-Speed Grass Trimmer

Bike Handle



**AFT**  
**BL MOTOR**  
**XPT**  
**ADT**

Battery and charger are not included

Cutting Width	Metal Blade: 230 mm (9") Nylon Cutting Head: 350 mm (13-3/4") Plastic Blade: 255 mm (10")
No Load Speed (RPM)	High / Mid / Low: 0 - 6,500 / 5,300 / 3,500
Spindle Size	M10 x 1.25 LH
Max Output	550 W
Run Time, w/ Metal Blade, w/ Load (min)	w/ BL4050F High / Mid / Low: 55 / 76 / 105
Run Time, w/ Nylon Cutting Head, w/ Load (min)	w/ BL4050F High / Mid / Low: 31 / 53 / 92
Run Time, w/ Plastic Blade, w/ Load (min)	w/ BL4050F High / Mid / Low: 43 / 57 / 88
Dimensions (L x W x H)	w/o Cutting Tool, w/ BL4040: 1,735 x 630 x 500 mm (68-1/4 x 24-3/4 x 19-3/4")
Net weight	4.6 - 5.3 kg (10.1 - 11.6 lbs.)



## UR003GZ

**XGT**


Battery and charger are not included

### Cordless 3-Speed Grass Trimmer Loop Handle

Cutting Width	Metal Blade: 230 mm (9")	Nylon Cutting Head: 350 mm (13-3/4")
	TCT Saw Blade: 255 mm (10")	
No Load Speed (RPM)	High / Mid / Low: 0 - 6,500 / 5,300 / 3,500	
Spindle Size	M10 x 1.25 LH	
Max Output	550 W	
Run Time, w/ Metal Blade, w/ Load (min)	w/ BL4050F High / Mid / Low: 55 / 76 / 105	
Run Time, w/ Nylon Cutting Head, w/ Load (min)	w/ BL4050F High / Mid / Low: 31 / 53 / 92	
Run Time, w/ Plastic Blade, w/ Load (min)	w/ BL4050F High / Mid / Low: 43 / 57 / 88	
Dimensions (L x W x H)	w/o Cutting Tool, w/o Battery: 1,735 x 355 x 230 mm (68-1/4 x 14 x 9")	
Net weight	4.1 - 4.7 kg (9.0 - 10.4 lbs.)	

## UR006GZ

**XGT**
**XPT**

**AFT  
BL  
MOTOR  
ADT**

### Cordless 3-Speed Grass Trimmer Bike Handle

Cutting Width	Metal Blade: 255 mm (10")	Plastic Blade: 305 mm (12")
	Nylon Cutting Head: 430 mm (17")	
No Load Speed (RPM)	Metal Blade (3/2/1): 0 - 7,000 / 0 - 5,500 / 0 - 4,600	
	Plastic Blade (305 mm) (3/2/1): 0 - 7,000 / 0 - 5,500 / 0 - 4,600	
Spindle Size	M10 x 1.25 LH	
Max Output	1,000 W	
Dimensions (L x W x H)	w/o Cutting Tool, w/o Battery: 1,815 x 577 x 540 mm (71-1/2 x 26-3/4 x 21-1/4")	
Net weight	5.7 - 6.3 kg (12.6 - 13.9 lbs.)	

Battery and charger are not included

## UR008GZ01

**XGT**
**WG  
WETGUARD  
BL  
MOTOR  
AFT  
ADT**


Battery and charger are not included

### Cordless Grass Trimmer

**NEW**

Cutting width	Nylon cutting head: 430 mm (17") / Plastic blade: 305 mm (12")	
No load speed	Nylon cutting head (3/2/1): 0 - 5,000 / 0 - 4,600 / 0 - 4,000 min <sup>-1</sup>	
	Plastic blade (305 mm) (3/2/1): 0 - 6,000 / 0 - 4,600 / 0 - 4,000 min <sup>-1</sup>	
Spindle size	M10 x 1.25 LH	
Dimensions (L x W x H)	1,803 x 224 x 300 mm (71 x 8-7/8 x 11-3/4")	
Net weight	5.0 - 5.7 kg (11.0 - 12.6 lbs.)	



## UR012GZ02

**XGT X2  
80Vmax**
**WG  
WETGUARD  
BL  
MOTOR  
AFT  
ADT**


Battery and charger are not included

### Cordless Grass Trimmer

**NEW**

Max output	2,000 W	
Cutting width	Metal blade: 305 mm (12") / Nylon cutting head: 480 mm (18-7/8")	
	Plastic blade: 305 mm (12") / TCT saw blade: 255 mm (10") / Chisel blade: 225 mm (8-7/8")	
	Shredder blade: 270 mm (10-5/8")	
No load speed	Metal blade (3/2/1): 0 - 6,800 / 0 - 5,000 / 0 - 3,500 min <sup>-1</sup>	
	Nylon cutting head (3/2/1): 0 - 5,000 / 0 - 4,200 / 0 - 3,500 min <sup>-1</sup> / Plastic blade (305 mm) (3/2/1): 0 - 6,800 / 0 - 5,000 / 0 - 3,500 min <sup>-1</sup>	
Spindle size	M10 x 1.25 LH	
Sound pressure level / Sound power level	Nylon cutting head: 79.0 dB(A) / Nylon cutting head: 91.9 dB(A)	
Vibration level	Left / Right: 2.5 / 2.5 m/s <sup>2</sup> or less	
Dimensions (L x W x H)	1,790 x 680 x 590 mm (70-1/2 x 26-3/4 x 23-1/4")	
Net weight	8.0 - 9.3 kg (17.6 - 20.5 lbs.)	



## DUR190UZ/LZ



Battery and charger are not included

### Cordless Grass Trimmer

Cutting Width	Trimmer Head: 300 mm (11-3/4")
	Metal Blade: 230 mm (9")
	Plastic Blade: 255 mm (10")
No Load Speed (RPM)	3,500 - 6,000
Spindle Size	M10 x 1.25 LH
Dimensions (L x W x H)	1,834x348x236 mm (72-1/4"x13-3/4"x9-1/4")
Net weight	2.9 - 3.3 kg (6.5 - 7.2 lbs.)



## DUR192LZ




Battery and charger are not included

### Grass Trimmer

Cutting Width	Nylon Cutting Head: 300 mm (11-3/4")
No Load Speed (RPM)	High / Low: 0 - 4,500 / 0 - 6,000
Spindle Size	M10 x 1.25 LH
Max Output	460 W
Max Run Time (min)	High / Low, w/ 300 mm (11-3/4") Nylon Cutting Head, w/ Load, w/ BL1850B: 18 / 34
	High / Low, w/ 300 mm (11-3/4") Nylon Cutting Head, w/ Load, w/ BL1850B: 46 / 97
	High / Low, w/ 330 mm (13") Nylon Cutting Head, w/ Load, w/ BL1850B: 11 / 16
	High / Low, w/ 330 mm (13") Nylon Cutting Head, w/ Load, w/ BL1850B: 33 / 70
Dimensions (L x W x H)	w/o Nylon Cutting Head, w/o Battery: 1,623 x 186 x 246 mm (64 x 7-3/8 x 9-11/16")
Net weight	2.6 - 3.0 kg (5.7 - 6.6 lbs.)



## DUR193Z



Battery and charger are not included

### Cordless Grass Trimmer

**NEW**

Max output	280 W
Cutting width	Nylon cutting head: 260 mm (10-1/4")
No load speed (RPM)	7,800
Continuous use (min.)	w/ Nylon cutting head, w/ Load, w/ BL1830B: 25 min
	w/ Nylon cutting head, w/ Load, w/ BL1830B: 45 min
Dimensiones (LxWxH)	1,198 - 1,387 x 265 x 358 mm (47-1/4" - 54-1/2" x 10-3/8" x 14-1/8")
Net weight	2.3 - 2.6 kg (5.1 - 5.7 lbs.)

**LXT  
XPT**

## DUR368AZ/LZ




Battery and charger are not included.

### Cordless Grass Trimmer

Cutting Width	Metal Blade: 230 mm (9")	Trimmer Head: 350 mm (13-3/4")
	Plastic Blade: 255 mm (10")	
No Load Speed (RPM)	Manual mode: High / Med / Low: 6,500 / 5,300 / 3,500	
Spindle Size	M10 x 1.25 LH	
Dimensions (LxWxH)	1,758x615x442 mm (69-1/4"x24-1/4"x17-3/8")	
Net Weight	4.1 - 4.7 kg (9.0 - 10.5 lbs.)	



## DUR369AZ



Battery and charger are not included

### Cordless Grass Trimmer

**NEW**

Cutting width	Metal blade: 255 mm (10")	
	Nylon cutting head: 430 mm (17") / Plastic blade: 305 mm (12")	
No load speed	Metal blade (3/2/1): 0 - 7,000 / 0 - 5,500 / 0 - 4,600 min <sup>-1</sup>	
	Nylon cutting head (3/2/1): 0 - 5,500 / 0 - 5,000 / 0 - 4,600 min <sup>-1</sup>	
	Plastic blade (305 mm) (3/2/1): 0 - 7,000 / 0 - 5,500 / 0 - 4,600 min <sup>-1</sup>	
	Plastic blade (255 mm) (3/2/1): 0 - 5,500 / 0 - 5,000 / 0 - 4,600 min <sup>-1</sup>	
Spindle size	M10 x 1.25 LH	
Dimensions (L x W x H)	1,846 x 628 x 530 mm (72-1/2 x 24-3/4 x 20-7/8")	
Net weight	5.9 - 6.5 kg (13.0 - 14.3 lbs.)	



## UR101CZ


**AFT  
BL  
MOTOR  
XPT  
ADT**

### Cordless Grass Trimmer

Cutting Width	Metal Blade: 255 mm (10")
	Plastic Blade: 305 mm (12")
	Nylon Cutting Head: 430 mm (17")
No Load Speed (RPM)	Metal Blade (3/2/1): 0 - 7,000 / 0 - 5,500 / 0 - 4,600
	Nylon Cutting Head (3/2/1): 0 - 5,500 / 0 - 5,000 / 0 - 4,600
Spindle Size	M10 x 1.25 LH
Dimensions (L x W x H)	1,760 x 628 x 550 mm (69-1/4 x 24-3/4 x 21-5/8")
Net weight	5.2 kg (11.5 lbs.)

Battery and charger are not included



## UH006GZ

XGT

XPT



Battery and Charger  
are not included

Cordless Hedge Trimmer  
60 cm (23-5/8")

Effective Cutting Length	602 mm (23-3/4")
Max Cutting Capacity	25.0 mm (1")
Blade Length	600 mm (23-5/8")
Tooth Spacing	38 mm (1-1/2")
Tooth Thickness	2.4 mm (3/32")
Strokes Per Minute (SPM)	High / Mid / Low: 4,000 / 3,000 / 2,000
Continuous Use (min.)	w/ BL4040 (High): 65 w/ BL4040 (Low): 195
Max Output	720 W
Dimensions (L x W x H)	w/o Battery: 1,123 x 223 x 191 mm (44-1/2 x 8-3/4 x 7-1/2")
Net weight	4.4 - 5.0 kg (9.7 - 11.0 lbs.)

## UH008GZ

XGT

XPT



Battery and Charger  
are not included

Cordless Hedge Trimmer  
60 cm (23-5/8")

Effective Cutting Length	623 mm (24-1/2")
Max Cutting Capacity	21.5 mm (7/8")
Blade Length	600 mm (23-5/8")
Tooth Spacing	35 mm (1-3/8")
Tooth Thickness	2.0 mm (1/16")
Strokes Per Minute (SPM)	High / Mid / Low: 5,000 / 3,600 / 2,000
Continuous Use (min.)	w/ BL4040 (High/Low): 80/360
Max Output	720 W
Dimensions (L x W x H)	w/o Battery: 1,120 x 223 x 191 mm (44 x 8-3/4 x 7-1/2")
Net weight	4.3 - 4.9 kg (9.5 - 10.8 lbs.)

## DUH523Z

LXT



## Cordless Hedge Trimmer

Blade Length	520 mm (20-1/2")
Strokes Per Minute (SPM)	2,700
Sound Pressure Level	77 dB(A)
Sound Power Level	84.3 dB(A)
Vibration Level	2.5 ms/s2
Dimensions (L x W x H)	938x195x193 mm (37"x7-5/8"x7-5/8")
Net weight	3.0 - 3.4 kg (6.7 - 7.5 lbs.)

Battery and Charger are not included

## DUH601Z

XPT

Cordless Hedge Trimmer  
600mm (23-5/8")

Blade length	600mm (23-5/8")
Strokes per minute (SPM)	High / Med / Low: 0 - 4,400 / 0 - 3,600 / 0 - 2,000

Dimensions (LxWxH)	1,121x192x225 mm (44-1/8"x7-1/2"x8-7/8")
Net Weight	4.0 - 4.3 kg (8.8 - 9.4 lbs.)

- Blade cover

Battery and charger are not included.

## DUH651Z

LXT

XPT

Cordless Hedge Trimmer  
650mm (25-1/2")

Blade Length	650 mm (25-1/2")
Strokes Per Minute (SPM)	2,000 - 3,600
Tooth Spacing	36 mm (1-7/16")
Sound Pressure Level	82 dB(A)
Vibration Level	2.5 ms/s2 or less
Dimensions (LxWxH)	1,135x225x200 mm (44-3/4"x8-7/8"x7-7/8")
Net Weight	4.7 - 5.5 kg (10.3 - 12.0 lbs.)

Battery and charger are not included.

## DUH606Z



Battery and charger are not included



## Cordless Hedge Trimmer

NEW

Blade length	600 mm (23-5/8")
Effective cutting length	624 mm (24-1/2")
Continuous use (min.)	w/ BL1860B: 70
Max output	320 W
Dimensions (L x W x H)	w/o Battery: 965 x 207 x 185 mm (38 x 8-1/8 x 7-1/4")
Net weight	2.7 - 3.0 kg (6.0 - 6.6 lbs.)

## DUH607Z



Battery and charger are not included



## Cordless Hedge Trimmer

NEW

Blade length	600 mm (23-5/8")
Effective cutting length	610 mm (24")
Continuous use (min.)	w/ BL1830B: 60
Max output	250 W
Dimensions (L x W x H)	w/o Battery: 976 x 209 x 188 mm (38-1/2 x 8-1/4 x 7-3/8")
Net weight	2.8 - 3.1 kg (6.2 - 6.8 lbs.)

## UV001GZ



Battery and charger are not included



## Cordless Scarifier

NEW

Max output	1,700 W
Cutting width	380 mm (15")
Working depth (Scarifier)	-12mm
No load speed (RPM)	3,200 min <sup>-1</sup>
Grass catcher capacity	50 L (1,760 oz)
Dimensions (L x W x H)	1,020-1,240 x 680 x 915-1,155 mm (40-1/4-48-3/4 x 26-3/4 x 36-45-1/2")
Net weight	18.7-23.8 kg (41.2-52.5 lbs.)

## DLM330Z



Battery and charger are not included



## Cordless Lawn Mower

NEW

Cutting width	330 mm (13")
Cutting height adjustment	Stage: 8
No load speed (RPM)	4,300 min <sup>-1</sup>
Wheel diameter	140 / 180 mm (5-1/2" / 7-1/8")
Grass box	Capacity: 30 L (1,014 oz)
Dimensions (L x W x H)	During operation: 1,285 - 1,350 x 375 x 935 - 975 mm 50-1/2" - 53" x 14-3/4" x 36-3/4" - 38-3/8"
	When stored (w/o Grass box): 520 x 375 x 775 mm (20-1/2" x 14-3/4" x 30-1/2")
Net weight	11.6 - 12.5 kg (25.6 - 27.6 lbs.)
Dimensions (L x W x H)	

## DLM432Z



## Cordless Lawn Mower

Cutting Width	430mm (17")
Cutting Height	20-75 (13/16" - 2-15/16")
No Load Speed	3,600
Sound Pressure Level	81 dB(A)
Grass Box Capacity	50 (1,690oz)
Dimensions (LxWxH)	760x460x375 (mm)
Net Weight	16.9 Kg (37.2lbs)

Battery and Charger are not included

## DLM530Z



### Cordless Lawn Mower

Cutting Width	534 mm (21")
Cutting Height	20 - 100 mm (13/16" - 3-15/16")
No Load Speed	2,300 - 2,800
Grass Box Capacity	70 L
Sound Power Level	90.4 dB(A)
Propelling speed	2.5 - 5.0 km/h
Dimensions (LxWxH)	1,630-1,715x590x990-1,190 mm (64"-67-1/2"x23-1/4"x39"-46-3/4")
Net weight	35.9 - 39.7 kg (79.1 - 87.5 lbs.)

Battery and Charger are not included

## DLM532Z



### Cordless Lawn Mower

Cutting Width	534 mm (21")
Cutting Height	20 - 100 mm (13/16" - 3-15/16")
No Load Speed	2,500 - 3,300
Propelling speed	2.5 - 5.0 km/h
Dimensions (LxWxH)	1,630-1,715x590x990-1,190 mm (64"-67-1/2"x23-1/4"x39"-46-3/4")
Net weight	35.9 - 39.7 kg (79.1 - 87.5 lbs.)

Battery and Charger are not included

## DLM538Z



### Cordless Lawn Mower

Cutting width	534 mm (21")
Cutting height adjustment	Stage: 10 ~ Adjustment range: 20 - 100 mm (13/16" - 3-15/16")
No load speed (RPM)	3,000 min <sup>-1</sup>
Wheel diameter	180 / 230 mm (7-1/8" / 9")
Dimensions (L x W x H)	1,810 - 1,870 x 580 x 920 - 1,040 mm (71-1/4" - 73-1/2" x 22-3/4" x 36-1/4" - 41")
Net weight	25.5 - 28.0 kg (56.2 - 61.7 lbs.)

Battery and charger are not included

## LM002JM101



### Cordless Lawn Mower

Cutting width	534 mm (21")
Cutting height adjustment	Stage: 10
No load speed (RPM)	Normal mode: 2,800 min <sup>-1</sup> / Soft no-load mode: 2,300-2,800 min <sup>-1</sup>
Wheel diameter	180 / 230 mm (7-1/8" / 9")
Dimensions (L x W x H)	During operation: 1,710 - 1,800 x 585 x 950 - 1,090 mm (67-1/2" - 71 x 23 x 37-1/2" - 43") When stored (w/o Grass box): 620 x 585 x 930 mm (24-3/8" x 23 x 36-5/8")
Net weight	25.7 - 28.6 kg (56.7 - 63.1 lbs.)

Battery and charger are not included

## LM001CZ



### Battery Powered Lawn Mower

Cutting width	534 mm (21")
Cutting height adjustment	20 - 100 mm (13/16" - 3-15/16")
No load speed (RPM)	Normal mode: 2,800 min <sup>-1</sup> / Soft no-load mode: 2,300-2,800 min <sup>-1</sup>
Wheel diameter	Front / Rear: 230 / 230 mm (9" / 9")
Dimensions (L x W x H)	1,630 - 1,715 x 590 x 990 - 1,095 mm (64" - 67-1/2" x 23-1/4" x 39" - 43")
Net weight	42.1 - 49.5 kg (92.8 - 109.1 lbs.)

Battery and charger are not included

## DUN461WZ



### Cordless Pole Hedge Trimmer

460 mm (18-1/8")

Blade Length	460 mm (18-1/8")
Effective Cutting Length	470 mm 18-1/2"
Tooth Spacing	28 mm (1-1/8")
Tooth Thickness	1.5 mm
Max Cutting Capacity	18 mm (11/16")
Continuous Use (min.)	w/ BL1850B: 122
Max Output	250 W
Dimensions (L x W x H)	1,889 - 2,511 x 87 x 134 mm (74-1/2" - 99 x 3-7/16" x 5-1/4")
Net weight	3.0 - 3.3 kg (6.6 - 7.3 lbs.)

Battery and Charger are not included

## DUN500WZ



### Cordless Pole Hedge Trimmer

Blade Length	500 mm (19-3/4")
Max Cutting Capacity	23.5 mm (15/16")
Sound Pressure Level	81.5 dB(A)
Sound Power Level	92.5 dB(A)
Vibration Level	4.7 m/s <sup>2</sup> / 2.5 m/s <sup>2</sup> or less
Overall length	2,115 mm
Net weight	3.9 - 4.3 kg (8.6 - 9.5 lbs.)

Battery and Charger are not included

## DUP362Z



### Battery Powered Pruning Shears

Capacity	Max cutting : 33 mm (1-5/16")
Dimensions (L x W x H)	305x43x106 mm (12"x1-11/16"x4-3/16")
Net weight	0.76 - 0.81 kg (1.7 - 1.8 lbs.)

Battery and charger are not included.

## DUM111Z



### Cordless Grass Shear

NEW

Cutting width	Grass shear blade: 110 mm (4-5/16") / Hedge trimmer blade: 200 mm (7-7/8")
Depth adjustment	15 / 20 / 25 mm (9/16" / 13/16" / 1")
Strokes per minute (SPM)	2,500
Continuous use (min.)	w/ BL1850B / BL1815N: 220 / 67 min
Dimensions (L x W x H)	300 x 120 x 130 mm (11-3/4" x 4-3/4" x 5-1/8")
Net weight	1.4 - 1.8 kg (3.1 - 4.0 lbs.)

Battery and charger are not included

## DUC101Z



### Cordless Pruning Saw

NEW

Saw chain	Gauge: 1.1 mm (0.043")
Guide bar length	100 mm (4")
Chain speed	8.0 m/s (480 m/min) (1,570 FPM)
Chain oil tank volume	55 mL (1.9 USoz)
Dimensions (L x W x H)	w/o Battery: 357 x 90 x 232 mm (14 x 3-1/2 x 9-1/8")
Net weight	1.6-2.0 kg (3.5-4.4 lbs.)

Battery and charger are not included



## DUC150Z



Battery and charger are not included



LXT

XPT

BL MOTOR

### Cordless Pruning Saw

NEW

Saw chain	Gauge: 1.1 mm (0.043")
Guide bar length	150 mm (6")
Chain speed	8.0 m/s (480 m/min) (1,570 FPM)
Chain oil tank volume	55 mL (1.9 USoz)
Dimensions (L x W x H)	w/o Battery: 408 x 90 x 232 mm (16 x 3-1/2 x 9-1/8")
Net weight	1.7-2.0 kg (3.7-4.4 lbs.)

## UC013GZ



Battery and charger are not included



WG

BL MOTOR

### Cordless Chain Saw

NEW

Guide bar length	450 mm (18")
Chain speed	0 - 25.5 m/s (0 - 1,530 m/min) (0 - 5,020 FPM)
Chain oil tank volume	260 mL (8.8 US oz)
Vibration level	Cutting wood: 4.4 m/s²
Dimensions (L x W x H)	w/o Guide bar: 445 x 230 x 275 mm (17-1/2 x 9 x 10-7/8")
Net weight	6.1 - 7.4 kg (13.4 - 16.3 lbs.)

## DUC254Z



LXT

BL MOTOR XPT

### Cordless Chain Saw

Guide Bar Length	250 mm (10")
Chain Pitch / Chain Gauge	3/8" / 1.1 mm (0.043") 3/8" / 1.3 mm (0.050")
Chain Speed	0 - 24 m/s (0 - 1,440 m/min) (0 - 4,720 FPM)
Chain Oil Tank Volume	140 mL
Sound Power Level	103.2 dB(A)
Dimensions (LxWxH)	w/o Guide Bar: 258x184x191 mm (10-1/8"x7-1/4"x7-1/2") w/ 25 cm (10") 90PX Sprocket Nose Bar: 482x184x191 mm (19"x7-1/4"x7-1/2")
Net Weight	2.8 - 3.2 kg (6.2 - 6.9 lbs.)

Battery and charger are not included.

## DUC306Z



LXT

XPT BL MOTOR

### Cordless Chain Saw

Guide Bar Length	300 mm (12")
Chain	Chain Pitch: 3/8"
	Chain Gauge: 1.3 mm (0.05")
Chain Speed	0 - 20 m/s (0 - 1,200 m/min) (0 - 3,940 FPM)
Sound Pressure Level	89 dB(A)
Sound Power Level	103 (A)
Dimensions (LxWxH)	270-651x205x232 mm (10-5/8"-25-5/8"x8-1/8"x9-1/8")
Net Weight	4.6 - 5.1 kg (10.1 - 11.1 lbs.)

Battery and charger are not included.

## DUC355Z



LXT

XPT

BL MOTOR

### Cordless Chain Saw

Guide Bar Length	350 mm (14")
Cutting Length	330 mm (13")
Chain Pitch	3/8"
Chain Gauge	1.1 / 1.3 mm (0.043" / 0.050")
Chain Speed	0 - 20 m/s (0 - 1,200 m/min) (0 - 3,940 FPM)
Chain Oil Tank Volume	200 mL
Vibration Level	Cutting Wood: 5.3 m/s²
Dimensions (L x W x H)	762x211x235 mm
Net weight	4.7 - 5.4 kg (10.4 - 11.8 lbs.)

Battery and Charger are not included.

## DUC356Z



LXT

XPT BL MOTOR

### Cordless Chain Saw

Guide Bar Length	350 mm (14")
Chain	Chain Pitch: 3/8"
	Chain Gauge: 1.3 mm (0.05")
Chain Speed	0 - 20 m/s (0 - 1,200 m/min) (0 - 3,940 FPM)
Sound Pressure Level	89 dB(A)
Sound Power Level	103 (A)
Dimensions (LxWxH)	270-651x205x232 mm (10-5/8"-25-5/8"x8-1/8"x9-1/8")
Net Weight	4.6 - 5.1 kg (10.1 - 11.1 lbs.)

Battery and charger are not included.

## DUC406Z



LXT

XPT BL MOTOR

### Cordless Chain Saw

Guide Bar Length	400 mm (16")
Chain	Chain Pitch: 3/8"
	Chain Gauge: 1.3 mm (0.05")
Chain Speed	0 - 20 m/s (0 - 1,200 m/min) (0 - 3,940 FPM)
Sound Pressure Level	89 dB(A)
Sound Power Level	103 (A)
Dimensions (LxWxH)	270-651x205x232 mm (10-5/8"-25-5/8"x8-1/8"x9-1/8")
Net Weight	4.6 - 5.1 kg (10.1 - 11.1 lbs.)

Battery and charger are not included.

## DUC407ZX1



Battery and charger are not included



LXT

XPT

BL MOTOR

### Cordless Chain Saw


NEW

Saw chain	Gauge: 1.1 mm (0.043")
Guide bar length	400 mm (16")
Chain speed	7.7 m/s (460 m/min) (1,520 FPM)
Chain oil tank volume	150 mL (5.1 US oz)
Dimensions (L x W x H)	w/o Guide bar: 428 x 214 x 234 mm (16-7/8 x 8-3/8 x 9-1/4")
Net weight	4.2 - 4.4 kg (9.3 - 9.7 lbs.)



DUC254

## UA004GZ01



Battery and charger are not included

XPT

WG

BL MOTOR

AFT

XPT

BL MOTOR

### Cordless Telescopic Pole Saw

NEW

Guide bar length	300 mm (11-3/4")
Chain speed	20.0 m/s (1,200 m/min) (3,940 FPM)
Oil tank capacity	160 mL
Dimensions (L x W x H)	2,516 - 3,748 x 156 x 187 mm (99 - 147-1/2 x 6-1/8 x 7-3/8")
Net weight	7.8 - 9.1 kg (17.2 - 20.1 lbs.)

## DUA301Z



### Cordless Telescopic Pole Saw

NEW

Guide bar length	300 mm (12")
Chain speed	0 - 20.0 m/s (0 - 1,200 m/min) (0 - 3,940 FPM)
Oil tank capacity	160 mL
Dimensions (L x W x H)	2,530 - 3,762 x 155 x 191 mm (99-1/2" - 148 x 6-1/8" x 7-1/2")
Net weight	7.8 - 8.5 kg (17.2 - 18.7 lbs.)

## PM001GZ



### Cordless Backpack Mist Blower

NEW

Solution tank	15.0 L (507 oz)
Max air volume	High: 8.6-14.3 m³/min / Med.: 8.0-11.0 m³/min / Low: 7.4-9.0 m³/min
Max air velocity	High: 39.5-64.0 m/s / Med.: 36.5-52.0 m/s / Low: 34.0-42.0 m/s
Continuous use (min.)	22 min
Dimensions (L x W x H)	320 x 600 x 690 mm (12-5/8" x 23-5/8" x 27-1/4")
Net weight	13.2 - 15.7 kg (29.1 - 34.6 lbs.)

## DUS054Z



### Cordless Garden Sprayer

NEW

Solution tank	5 L (1.3 US-gal)
Max pressure	0.3 Mpa (3 kgf/cm²)
Regular pressure	Mist, single outlet: 0.26 Mpa / Mist, double outlet: 0.18 Mpa
Regular water discharge	Mist, single outlet: 0.47 L/min / Mist, double outlet: 0.74 L/min
Continuous use w/BL1830B (min) / Mist, double outlet: 235 min	Mist, single outlet: 240 min / Mist, double outlet: 230 min
Spraying capacity w/BL1830B double outlet: 265 L	Mist, single outlet: 110 L / Mist, double outlet: 265 L
Dimensions (L x W x H)	343 x 182 x 368 mm (13-1/2" x 7-1/8" x 14-1/2")
Net weight	3.2 - 3.5 kg (7.1 - 7.7 lbs.)

## DUS108Z



### Cordless Garden Sprayer

NEW

Solution tank	10 L (2.6 US-gal)
Max pressure	0.5 Mpa (N/A kgf/cm²)
Hose length	22 - 125 mm (7/8 - 4-7/8")
Spray wand length	0.6 m (23-5/8")
Continuous use (min.)	Double outlet nozzle, w/ BL1850B: 335 min
Dimensions (L x W x H)	317 x 237 x 437 mm (12-1/2" x 9-3/8" x 17-1/4")
Net weight	5.6 - 5.9 kg (12.3 - 13.0 lbs.)

## DUS158Z



### Cordless Garden Sprayer

NEW

Solution tank	15 L (4.0 US-gal)
Max pressure	0.5 Mpa (N/A kgf/cm²)
Hose length	1.7 m (5.6 ft)
Spray wand length	0.6 m (23-5/8")
Continuous use (min.)	Herbicide nozzle, w/ BL1850B: 460 min
Dimensions (L x W x H)	317 x 237 x 517 mm (12-1/2" x 9-3/8" x 20-3/8")
Net weight	5.9 - 6.2 kg (13.0 - 13.7 lbs.)

## US053DZ



### Cordless Garden Sprayer

NEW

Solution tank	5 L (1.3 US-gal)
Max pressure	Regular pressure: double outlet: 0.18 Mpa / Mist, single outlet: 0.26 Mpa / Mist, double outlet: 0.13 Mpa
Regular water discharge	Mist, single outlet: 0.47 L/min / Mist, double outlet: 0.74 L/min
Continuous use w/BL1016 (min)	Mist, single outlet: 95 min / Mist, double outlet: 85 min
Spraying capacity w/BL1016 double outlet: 60 L	Mist, single outlet: 40 L / Mist, double outlet: 75 L
Dimensions (L x W x H)	343 x 182 x 343 mm (13-1/2" x 7-1/8" x 13-1/2")
Net weight	2.9 - 3.0 kg (6.4 - 6.6 lbs.)

## DG002GZ



### Cordless Earth Auger

NEW

Max output	1,350 W
Capacity	Clay soil, High: 60 mm / Clay soil, Low: 150 mm / Sandy soil, High: 60 mm / Sandy soil, Low: 200 mm
Max torque	High: 55 N·m (487 in·lbs) / Low: 136 N·m (1,210 in·lbs)
No load speed (RPM)	High: 0 - 1,500 / Low: 0 - 400
Dimensions (L x W x H)	842 x 605 x 194 mm (33-1/4" x 23-3/4" x 7-5/8")
Net weight	6.8 - 8.0 kg (15.0 - 17.6 lbs.)

## DCU180Z



### Battery Powered Wheelbarrow

Capacity	120 minutes with BL1860B
Max Load Capacity	130Kg (290lbs)
Traveling Speed	Forward, High / Low: 0-3.5/0-1.5km/h Reverse: 0-1km/h
Max. climbing capacity	12°
Dimensions	With hopper (during operation): 1,315x1,060x900mm (51-3/4"x41-3/4"x35-1/2") With hopper (stored): 1,110x820x820mm (43-3/4"x32-1/4"x32-1/4") With carrier (during operation): 1,315x1,060x900mm (51-3/4"x41-3/4"x35-1/2") With carrier (stored): 1,110x820x820mm (43-3/4"x32-1/4"x32-1/4")
Peso neto	39.3-44.8Kg (86.5-98.7lbs)

## DCU601Z



### Battery Powered Wheelbarrow

NEW

Max Load Capacity	300kg
Traveling Speed (km/h)	Forward : 0-1.5 / 3.5 / 5.0, Reverse : 0-1.0
Max. climbing capacity	12°
Dimensions (L x W x H)	1,400 x 730 x 820 mm (55 x 28-3/4 x 32-1/4")
Net weight	145 kg (320 lbs.)

## DCU602Z



### Battery Powered Wheelbarrow

NEW

Max Load Capacity	300kg
Traveling Speed (km/h)	Forward : 0-1.5 / 3.5 / 5.0, Reverse : 0-1.0
Max. climbing capacity	12°
Dimensions (L x W x H)	1,480 x 730 x 820 mm (58-1/4 x 28-3/4 x 32-1/4")
Net weight	147 kg (324 lbs.)

### DCU604Z



Battery and charger are not included



#### Battery Powered Wheelbarrow

**NEW**

Max load capacity	Flat ground (0 - 3°): 300 kg (661 lbs), Slope (3 - 12°): 180 kg (397 lbs)
Traveling speed (km/h)	Forward: 5.0 / 3.5 / 1.5 / Reverse: 1.0
Max climbing capacity	12°
Dimensions (L x W x H)	When carrier is installed, during operation: 1,450 - 1,600 x 730 - 1,080 x 820 - 1,020 mm (57 - 63 x 29-34 - 42-12 x 33-14 - 40-12")
Net weight	119 - 120 kg (262 - 265 lbs.)

### HW001GZ



Battery and charger are not included



#### Cordless Pressure Washer

**NEW**

Regular pressure	Model 1 / Mode 2 / Mode 3: 3.0 / 5.5 / 8.5 Mpa
Max water flow	N/A L/h (7.0 L/min)
Max feed temperature	40°C (N/A°F)
Max suction height	1 m (3.3 ft)
High pressure hose length	5 m (16 ft)
Dimensions (L x W x H)	344 x 383 x 520 mm (13-1/2 x 15-1/8 x 20-1/2")
Net weight	10.3 - 13.4 kg (22.7 - 29.5 lbs.)

### HW101



#### High Pressure Washer

**NEW**

Max pressure	10 Mpa (100 bar, 1,450 PSI)
Max water flow	360 L/h
Max feed temperature	50°C (122°F)
High pressure hose length	5 m (16.4 ft)
Net weight	6.5 kg (14.3 lbs.)

### HW1200G



#### High Pressure Washer

**NEW**

Max pressure	13 Mpa (130 bar, 1,885 PSI)
Max water flow	450 L/h
Max feed temperature	40°C (104°F)
High pressure hose length	10 m (33 ft)
Dimensions (L x W x H)	292 x 358 x 830 mm (11-1/2 x 14-1/8 x 32-3/4")
Power supply cord	5.0 m (16.4 ft)
Net weight	12.7 kg (28 lbs.)

### HW1300G



#### High Pressure Washer

**NEW**

Max pressure	12 Mpa (120 bar, 1,740 PSI)
Max water flow	420 L/h
Max feed temperature	40°C (104°F)
High pressure hose length	10 m (33 ft)
Dimensions (L x W x H)	292 x 358 x 830 mm (11-1/2 x 14-1/8 x 32-3/4")
Power supply cord	5.0 m (16.4 ft)
Net weight	11 kg (24.3 lbs.)



# Life

## STYLE

RADIO - JACKETS - FANS - FLASHLIGHTS

OUR QUALITY  
YOUR SOLUTION

### CF002GZ

**XGT**



#### Cordless Fan

Continuous Use (min.) w/o oscillation	w/ BL4040 Low / Mid / High: 1,020 / 640 / 320
Continuous Use (min.) w/ oscillation	w/ BL4040 Low / Mid / High: 970 / 610 / 305
Max Air Velocity	High / Mid / Low: 240 / 170 / 120 m/min
Air Flow	High / Mid / Low: 21 / 15 / 10
Fan Diameter	330 mm (13")
Dimensions (L x W x H)	w/ BL4040: 277 x 439 x 602 mm
Net weight	3.8 - 5.1 kg (8.4 - 11.2 lbs.)

Battery and charger are not included



### CF001GZ

**XGT**



#### Cordless Fan

Continuous Use (min.) w/o oscillation	w/ BL4040 Low / Mid / High: 1,160 / 880 / 660
	w/ BL4025 Low / Mid / High: 730 / 550 / 410
Continuous Use (min.) w/ oscillation	w/ BL4040 Low / Mid / High: 1,055 / 800 / 600
	w/ BL4025 Low / Mid / High: 665 / 500 / 370
Max Air Velocity	Max Air Velocity : High / Mid / Low: 190 / 150 / 120 M/min
Air Flow	High / Mid / Low: 8.2 / 6.5 / 5.2 m <sup>3</sup> /min
Fan Diameter	235 mm (9-1/4")
Dimensions (L x W x H)	143x333x463 mm (5-5/8"x13"x18-1/4")
Net weight	2.1 - 3.4 kg (4.6 - 7.5 lbs.)

Battery and charger are not included

### CF100DZ

**CXT**



● AC Adapter



Battery and Charger are not included

#### Cordless Fan

Continuous use (minutes)	w/ BL1041B Low / Med / High: 630 / 380 / 275
	w/ BL1021B Low / Med / High: 315 / 190 / 135
	w/ BL1016 Low / Med / High: 240 / 145 / 105
Dimensions (LxWxH)	w/ BL1041B: 168x260x252 mm (6-5/8"x10-1/4"x9-7/8")
	w/ BL1016/BL1021B: 149x260x252 mm (5-7/8"x10-1/4"x9-7/8")
	w/o Battery: 148x260x252 mm (5-7/8"x10-1/4"x9-7/8")
3 Settings	High 180 m/s, Medium 150 m/s, Low 120 m/s
Air Flow	4.6 / 3.8 / 3.0 m <sup>3</sup> /min
Max air Velocity	180 / 150 / 120 m/min
Fan diameter	180 mm (7-1/8")

● AC Adapter

Battery and Charger are not included

### CF101DZ



**CXT**

#### Cordless Fan

Continuous use (minutes)	w/ BL1041B Low / Med / High: 630 / 380 / 275
	w/ BL1021B Low / Med / High: 315 / 190 / 135
	w/ BL1016 Low / Med / High: 240 / 145 / 105
Air Flow	High / Med / Low: 4.6 / 3.8 / 3.0 m <sup>3</sup> /min
	180 / 150 / 120 m/min
	180mm (7-1/8")
Dimensions (LxWxH)	185x260x284 mm (7-1/4"x10-1/4"x11-1/8")
Net Weight	1.3 - 1.7 kg (2.8 - 3.8 lbs.)

● AC Adapter

Battery and Charger are not included

### DCF102Z



**LXT**

#### Cordless Fan

Continuous use (minutes)	w/ BL1860B Low / Med / High: 1,270 / 705 / 575
	w/ BL1815N Low / Med / High: 295 / 165 / 135
	w/ BL1460B Low / Med / High: 860 / 465 / 365
Air Flow	High / Med / Low: 4.6 / 3.8 / 3.0 m <sup>3</sup> /min
	185x272x284 mm (7-1/4"x10-3/10"x11-1/8")
	180 / 150 / 120 m/min
Dimensions	185x272x284 mm (7-1/4"x10-3/10"x11-1/8")
Fan diameter	180mm (7-1/8")

● AC Adapter

Battery and Charger are not included

### DCF203Z



**LXT**

#### Cordless Fan

Continuous use (minutes)	w/ BL1850B Low / Medium / High: 960 / 580 / 360
Air Flow	High / Med / Low: 5.2 / 6.5 / 8.2 m <sup>3</sup> /min
Max Air Velocity	High / Mid / Low: 190 / 150 / 120 m/min
Fan diameter	235mm (9-1/4")
Dimensions (LxWxH)	140x333x447 mm (5-1/2"x13"x16-1/2")
Net Weight	1.9 - 2.6 kg (4.2 - 5.6 lbs.)

● AC Adapter

Battery and Charger are not included

# Makita CORDLESS FAN JACKET



**Polyester**  
Water repellency, antistatic fabric

Stand-up collar High-visibility type

**DFJ214**

Available sizes: L, XL, 2XL

- Zip fastener with quick release function
- Snap button and rubber shirring for hem adjustment
- Antistatic
- Retroreflective material

**BL LXT CXT**



**Cotton**  
Water absorbency

Stand-up collar

**DFJ310**

Available sizes: L, XL, 2XL

- Mesh pocket for ice pack
- Hood with mesh ear design
- Pen pocket
- Loops for attaching safety pin
- Foldable sleeves



**Titanium-coated polyester**  
UV and IR reflection

Stand-up collar

**DFJ410**

Available sizes: L, XL, 2XL

- Mesh pocket for ice pack
- Hood with mesh ear design
- Pen pocket
- Loops for attaching safety pin
- Foldable sleeves



**Polyester**  
Water repellent

Stand-up collar

**DFJ210**

Available sizes: L, XL, 2XL

- Mesh pocket for ice pack
- Pen pocket
- Hood with mesh ear design (DFJ211)



**NEW**  
**Polyester**  
High-repellency fabric

**DFV214**

Available sizes: S, L, XL, 3XL

BATTERY HOLDER TD00000111  
(SOLD SEPARATELY)

- Air circulation inner
- Antibacterial and deodorant lining
- Belt loops
- Breathable water-repellent fabric

**BL LXT CXT XPT**



**DFV214**



**DFJ214**

# JACKET SIZE

Fan Jacket Fan Vest	Asian Size / EU&US Size	S	M	L	XL	2XL	3XL
DFJ213	Length	61/65	63/67	65/69	67/70	69/71	70/72
	Shoulder	43/47	45/49	47/51	49/53	51/55	53/57
	Sleeve	58/62	60/64	62/66	64/67	66/68	66/69
	Chest	109/117	114/122	119/127	124/132	129/137	134/142
	Waist	95-103/ 103-111	100-108/ 108-116	105-113/ 113-121	110-118/ 118-126	115-123/ 123-131	120-128/ 128-136
DFJ214	Length	64/68	66/70	68/72	70/73	72/74	73/75
	Shoulder	43/47	45/49	47/51	49/53	51/55	53/57
	Sleeve	58/62	60/64	62/66	64/67	66/68	66/69
	Chest	109/117	114/122	119/127	124/132	129/137	134/142
	Waist	95-103/ 103-111	100-108/ 108-116	105-113/ 113-121	110-118/ 118-126	115-123/ 123-131	120-128/ 128-136
DFJ210	Length	62/68	64/70	66/72	68/74	70/76	72/78
	Shoulder	50/56.5	52/59	54/61.5	56/64	58/66.5	60/69
	Sleeve	52/58	54/60	56/62	58/64	60/66	62/68
	Chest	114/126	118/131	122/136	126/141	130/146	134/151
	Waist	74-105/ 87-113	78-109/ 92-113	82-113/ 97-113	86-117/ 102-113	90-121/ 107-138	94-125/ 112-143

## BATTERY HOLDER



198732-2

LXT

Continuous Run Time  
low / medium / high

29 / 21 / 12 H  
with BL1850B

WORKS WITH ALL AVAILABLE JACKETS/VESTS EXCEPT DJV214

DFJ210  
DFJ310  
DFJ410



198639-2

CXT

Continuous Run Time  
low / medium / high

13 / 9 / 5 H  
with BL1041B

WORKS WITH ALL AVAILABLE  
JACKETS/VESTS EXCEPT DJV214

DFJ213  
DFJ214

## ML103Z

12V



CXT

### Cordless LED Worklight

Run Time (hrs)	Up to: 28
Illuminance	50-240 lx
Luminous flux	100 lm
Dimensions (L x W x H)	w/o Battery: 77x54x28 mm (3x2-1/8x1-1/8") w/ BL1016/BL1021B: 87x64x54 mm (3-7/16x2-1/2x2-1/8") w/ BL1041B: 87x64x73 mm (3-7/16x2-1/2x2-7/8")
Net Weight	0.27 - 0.43 kg (0.6 - 1.0 lbs.)

## ML105Z



CXT

### LED Flashlight

Lumens: 450 LM, 760 LM	
Lux: 200 LX, 300 LX	
Luminous Flux	190 lm
Illuminance	at 1m from the light source: 5,500 lx
Dimensions (L x W x H)	w/ BL1016/BL1021B: 249 x 66 x 93 mm (9-3/4 x 2-5/8 x 3-5/8")
Run time	Up to 14 hrs.
Net weight	0.53 - 0.7 kg (1.2 - 1.5 lbs.)

Battery and charger are not included



## DML186Z

LXT



### LED Flashlight

Dimensions (L x W x H)	151 x 81 x 61 mm (5-7/8 x 3-1/8 x 2-3/8")
Run time	w/ BL1830 Up to 50 hrs. w/BL1815N Up to 25 hrs
Net weight	0.51 - 0.83 kg (1.1 - 1.8 lbs.)

Battery and charger are not included

## DML808Z

LXT



### LED Flashlight

Lumens: 190 LM	
Lux: 170-4500 LX	
Luminous Flux	190 lm
Illuminance	at 1m from the light source: 170 - 4,500 lx
Dimensions (L x W x H)	w/ BL1815N / BL1820B: 280 x 79 x 101 mm (11 x 3-1/8 x 4")
Lighting capacity (1 meter distance)	170 - 4000 Luxes x m²
Net weight	0.73 - 1.09 kg (1.6 - 2.4 lbs.)

Battery and charger are not included

## DML815Z

LXT



### LED Flashlight

Lumens: 160 LM	
Lux: 170-4500 LX	
Luminous Flux	160 lm
Illuminance	at 1m from the light source: 3,000 lx
Dimensions (L x W x H)	w/ BL1830B / BL1840B / BL1850B / BL1860B :272x79x116 mm (10-3/4x3-1/8x4-9/16")
Net weight	0.26 - 0.93 kg (0.57 - 2.05 lbs.)

Battery and charger are not included

## ML001GZ

**XGT**



### LED Flashlight - 160 Lumens

Run Time	Up to: 55 hrs with BL4040
Luminous Flux	160 lm
Illuminance	at 1m from the light source: 3,000 lx
Dimensions (L x W x H)	w/o Battery: 232 x 88 x 92 mm (9-1/8 x 3-1/2 x 3-5/8") w/ BL4020 / BL4025: 281 x 88 x 121 mm (11-1/8 x 3-1/2 x 4-3/4") w/ BL4040: 287 x 88 x 136 mm (11-1/4 x 3-1/2 x 5-3/8")
Net weight	0.28 - 1.3 kg (0.62 - 2.9 lbs.)

Battery and charger are not included

## ML006G



**XGT**

Battery and charger are not included

### Cordless Flashlight

**NEW**

Run time (hrs)	w/ BL4040, High / Med. / Low: 20 / 40 / 82 hours
Illuminance	at 0.5 m from the light source, High / Med. / Low: 800 / 400 / 180 lx
Luminous flux	High / Med. / Low: 500 / 250 / 100 lm
Dimensions (L x W x H)	w/ light head in upright position, w/ BL4020 / BL4025: 402 x 85 x 134 mm (15-3/4 x 3-3/8 x 5-1/4")
Net weight w/o Battery	0.42 kg (0.9 lbs.)

## DML816X



**LXT**

Battery and charger are not included

### Cordless Flashlight

**NEW**

Continuous run time on full battery charge	w/ BL1415N, High / Med. / Low: 3.0 / 6.0 / 14 hours w/ BL1860B, High / Med. / Low: 17 / 34 / 75 hours
Brightness setting	3
Illuminance	High / Med. / Low: 800 / 400 / 180 lx
Luminous flux	High / Med. / Low: 500 / 250 / 100 lm
Dimensions (L x W x H)	w/ light head in retracted position, w/o Battery: 221 x 79 x 109 mm (8-3/4 x 3-1/8 x 4-1/4")
Net weight w/ Battery	0.70 - 1.1 kg (1.5 - 2.4 lbs.)

## ML002GZ

**XGT**



**XPT**



### LED Work Light

Luminous Flux	Full brightness: 340 lm	Half brightness: 310 lm
Illuminance (High / Low)	Full brightness: 710 lx	Half brightness: 340 lx
Dimensions (L x W x H)	376 x 86 x 137 mm (14-3/4 x 3-3/8 x 5-3/8")	
Run time	Up to 51 hrs.	
Net weight	0.46 - 1.5 kg (1.0 - 3.3 lbs.)	

Battery and charger are not included

## DML806Z

**LXT**



### LED Work Light

Luminous Flux	Full brightness: 620	Half brightness: 310
Illuminance	Half brightness 280 / Full brightness 310	
Run time	Up to 71 hours	
Dimensions (L x W x H)	365 x 78 x 119 mm (14-3/8 x 3-1/16 x 4-11/16")	
Net weight	0.69 - 1.1 kg (1.5 - 2.4 lbs.)	

Battery and charger are not included

## ML007G



**XGT**  
**XPT**

Battery and charger are not included

### Cordless Flashlight

**NEW**

Continuous run time on full battery charge	w/ BL4040 up to : 10 hours
Illuminance	Spot / Flood / Spot-flood: 82,000 / 520 / 60,000 lx
Luminous flux	Spot / Flood / Spot-flood: 600 / 1,000 / 1,250 lm
Dimensions (L x W x H)	w/o Battery: 273 x 120 x 106 mm (10-3/4 x 4-3/4 x 4-3/16")
Net weight w/ Battery	w/ Battery: 1.6 - 2.9 kg (3.5 - 6.4 lbs.)

## DML812Z

**LXT**



**XPT**



### Cordless Flashlight

Luminous Flux	Up to 1,250
Illuminance Spot / Flood / Spot-Flood	71,000 / 520 / 51,000 lx
Dimensions (L x W x H)	317x111x121 mm (12-1/2"x4-3/8"x4-3/4")
Net weight	1.2 - 1.6 kg (2.6 - 3.4 lbs.)

Battery & Charger Sold Separately. Power Supply Cord: 2.5 m (8.2 ft)

## DML805Z

**LXT**



### Corded and Cordless LED Worklight

Continuous Use (hours)	17
Illuminance	at 0.5m from the light source: HI: 1,150 lx. Lo: 750lx a 1m from the light source: HI: 300 lx. Lo: 200 lx
Luminous flux	HI: 750 lm. Lo: 450lm.
Net Weight	2.3kg (5.2lbs)

## ML003GZ

**XGT**

**LXT**



### LED Work Light

Luminous Flux	1,100 / 450 lm
Illuminance	at 1m from the light source: 500 / 200 lx at 0.5m from the light source: 1,900 / 800 lx
Run time	Up to: 22 (Low mode, with BL4040)
Dimensions (L x W x H)	w/ Handle in Retracted Position: 249x298x280mm (9-3/4"x11-3/4"x11") w/ Handle in Upright Position: 249x298x386 mm (9-3/4"x11-3/4"x15-1/4")
Net weight	3.7 - 4.7 kg (8.2 - 10.4 lbs.)

Battery and charger are not included

## ML005GZ



**XGT**  
**LXT**

Battery and charger are not included

### Cordless Worklight

**NEW**

Run time (hrs)	w/ BL4040, Low / Med. / High: 15 / 7.5 / 3.5
Illuminance (High / Med. / Low)	at 1 m from the light source: 2,100 / 1,000 / 500 lx
Luminous flux	High / Med. / Low: 3,600 / 1,800 / 900 lm
Dimensions (L x W x H)	w/ Handle in upright position: 248 x 309 x 423 mm (9-3/4 x 12-1/8 x 16-5/8")
Net weight w/ Battery	4.9 - 6.5 kg (10.8 - 14.3 lbs.)



## ML009G



XGT  
LXT

Battery and charger are not included

### Cordless Worklight

NEW

Continuous run time on full battery charge	w/ BL4040 x2, Low / Med. / High: 14 / 6.5 / 2.4
Illuminance (High/Low)	at 1 m from the light source: 4,300 / 1,000 lx
Luminous flux	High / Med. / Low: 10,000 / 4,000 / 2,000 lm
Dimensions (L x W x H)	w/ Handle in retracted position: 248 x 386 x 305 mm (9-3/4 x 15-1/4 x 12") w/ Handle in upright position: 248 x 386 x 430 mm (9-3/4 x 15-1/4 x 17")
Net weight w/ Battery	6.4 - 9.9 kg (14.1 - 21.8 lbs.)

## DML809Z



LXT

DC AG



### Cordless Worklight

Illuminance (High / Med / Low)	at 1m from the light source: 3,800 / 1,500 / 800 lx at 3m from the light source: 380 / 150 / 80 lx at 5m from the light source: 150 / 60 / 30 lx
Luminous Flux	High / Med / Low: 10,000 / 4,000 / 2,000 lm
Run Time (hrs)	Up to: 8.5
Dimensions (L x W x H)	w/ Handle in Retracted Position: 249x370x278 mm (9-3/4"x14-1/2"x11") w/ Handle in Upright Position: 249x370x370 mm (9-3/4"x14-1/2"x14-1/2")
Net weight	5.7 - 7.0 kg (12.6 - 15.4 lbs.)

Battery & Charger Sold Separately. Power Supply Cord: 2.5 m (8.2 ft)

## DML811Z



LXT

DC AG



### Cordless Worklight

Illuminance (High / Med / Low)	at 1m from the light source: 1,800 / 800 / 350 lx at 3m from the light source: 200 / 100 / 40 lx at 5m from the light source: 85 / 40 / 17 lx
Luminous Flux	High / Med / Low: 3,000 / 1,500 / 750 lm
Run Time (hrs)	Up to: 13
Dimensions (L x W x H)	w/ Handle in Retracted Position: 249x302x271 mm (9-3/4"x11-7/8"x10-5/8") w/ Handle in Upright Position: 249x302x361 mm (9-3/4"x11-7/8"x14-1/4")
Net weight	4.1 - 4.8 kg (9.0 - 10.5 lbs.)

Battery & Charger Sold Separately. Power Supply Cord: 2.5 m (8.2 ft)

## DML810Z



LXT

DC AG



### Cordless Area Worklight

Illuminance (High / Med / Low)	at 1m from the light source: 550 / 300 / 150 lx at 3m from the light source: 90/50/25lx at 5m from the light source: 50/25/10lx
Luminous Flux	High / Med / Low: 5,500 / 3,000 / 1,500 lm
Run Time (hrs)	Up to: 18
Dimensions (L x W x H)	20x420x787 mm (16-1/2"x16-1/2"x31")
Net weight	13.9 - 15.3 kg (30.6 - 33.7 lbs.)

Battery & Charger Sold Separately. Power Supply Cord: 2.5 m (8.2 ft)

## DML814



DC AG

LXT



Battery and charger are not included

### Cordless Worklight

NEW

Run time (hrs)	w/ BL1850(B) Low / Med. / High: 10 / 5.5 / 3
Illuminance (High / Med. / Low)	at 1 m from the light source: 1,250 / 750 / 400 lx
Luminous flux	High / Med. / Low: 3,000 / 1,700 / 900 lm
Dimensions (L x W x H)	Operating position (Max height) : 573 x 658 x 1,250 - 2,240 mm (22-1/2 x 26 x 49-1/4 - 88")
Net weight w/ Battery	7.4 - 8.1 kg (16.3 - 17.9 lbs.)

## DMR055



LXT  
XPT

Battery and charger are not included

### Cordless Radio with Lantern

NEW

Frequency band	FM: 87.5-108 MHz AM: 522-1,710 kHz
Illuminance	Lantern, Warm white, 3 sides: 115 or more lx Lantern, Warm white, 4 sides: 130 or more lx
Luminous flux	Lantern, Warm white, 3 sides: 190 or more lm Lantern, Warm white, 4 sides: 260 or more lm
Speaker size	57 mm
Max output	14.4V: 2.4 W 18V: 3.0 W
Dimensions (L x W x H)	w/o Battery: 126 x 127 x 240 mm (5 x 5 x 9-1/2")
Net weight	1.2 - 1.6 kg (2.7 - 3.5 lbs.)

## MR001GZ



XGT  
LXT  
CXT

DC AG

### Cordless Job Site Radio

Frequency band	FM / AM: 87.5 - 108 MHz / 522 - 1,710 kHz
Speaker Size	Dia. 89 mm x2
Max Output	40Vmax / 18V / 14.4V / 12Vmax / AC: 5 / 3.5 / 2.2 / 1.2 / 1.2 W x2
Run Time (hrs)	w/ BL4040 / BL4025 / BL4020: 30 / 18.5 / 14.5
Dimensions (L x W x H)	w/ Handle in Retracted Position: 280 x 171 x 298 mm (11 x 6-3/4 x 11-3/4")
Net Weight	w/o Battery: 4.3 kg (9.5 lbs.)

Battery and charger are not included

## DMR114Z

Bluetooth



CXT  
LXT

### Job Site Radio

12Vmax-18V / AC

Bluetooth	Compatible Bluetooth Profile: A2DP
Dimensions (L x W x H)	w/ Handle in Retracted Position: 268 x 164 x 295 mm (10-1/2 x 6-1/2 x 11-5/8")
Frequency Band	FM / AM: 87.5 - 108 MHz / 522 - 1710 kHz
Max Output	12Vmax: 2 W x2 + 10 W 14.4V: 3 W x2 18V: 5 W x2 + 25 W
Speaker Size	Bottom: Dia. 101.6 mm Sides: Dia. 63.5 mm x2
Net weight	5.1 - 5.6 kg (11.3 - 12.3 lbs.)

● AC Adaptor.

Battery and charger are not included

## DMR300Z

CXT LXT



Bluetooth

### Job Site Radio

Frequency Band	FM / AM: 87.5 - 108 MHz / 520 - 1,710 kHz
Speaker Size	Woofer: Ø89 mm x2
Bluetooth	Version: 4.2
	Max Transmission Range (Optimum): 30 m (98 ft)
Dimensions (L x W x H)	285x185x305 mm (11-1/4"x7-1/4"x12")
Net weight	4.4 kg (9.7 lbs.)

Dimensions (with carry handle in upright position)  
Battery and charger are not included

## MR052Z

CXT



### Job Site Radio

Frequency band	FM / AM: 87.5-108MHz/533-1,710kHz
Continuous use (Hours)	con BL1040B: 30 / BL1020B: 15 / BL1015: 11
Dimensions (LxWxH)	169x73x74mm (6-5/8x2-7/8x2-15/16)
Net Weight	0.56Kg (1.2lbs)

Battery and charger are not included

## MP001GZ

XGT



## Cordless Inflator

Max Air Pressure	1,110 kPa (161 PSI)
Air Discharge Amount	200 kPa: 24 L/min
Hose Length	65 cm (25-1/2")
Vibration Level	3.8 m/s <sup>2</sup>
Vibration K Factor	1.5 m/s <sup>2</sup>
Sound Pressure Level	71 dB(A)
Noise K Factor	3 dB(A)
Dimensions (L x W x H)	w/o Battery: 272 x 108 x 231 mm (10-3/4 x 4-1/4 x 9-1/8")
Net weight	2.9 - 3.5 kg (6.4 - 7.7 lbs.)

Battery and charger are not included.

## DMP180Z

LXT



## Cordless Inflator

Max Air Pressure	830 kPa (121 PSI) [8.3 bar]
Air Discharge Amount	200 kPa: 10 L/min
Hose Length	65 cm (25-1/2")
Dimensions (L x W x H)	w/ BL1830B / BL1840B / BL1850B / BL1860B: 270x76x175 mm (10-5/8"x3"x6-7/8")
Net weight	1.4 - 1.7 kg (3.1 - 3.8 lbs.)

Battery and charger are not included.

## DMP181Z

LXT



## Cordless Inflator

Max Air Pressure	1,110 kPa (161 PSI)
Air Discharge Amount	200 kPa: 22 L/min
Hose Length	65 cm (25-1/2")
Dimensions (L x W x H)	w/o Battery: 272 x 108 x 231 mm (10-3/4 x 4-1/4 x 9-1/8")
Net weight	2.5 - 2.8 kg (5.5 - 6.2 lbs.)

Battery and charger are not included.

## MP100DZ



## Cordless Inflator

Air Pressure	830 kPa
Max pumping capacity	10 l/min
Air Discharge Amount	200 kPa: 10 L/min
Hose Length	65 cm (25-1/2")
Dimensions (L x W x H)	w/ BL1016/BL1021B: 235x74x173 mm (9-1/4"x2-15/16"x13/16")
	w/ BL1041B: 255x74x173 mm (10"x2-15/16"x6-13/16")
Net weight	1.2 - 1.3 kg (2.6 - 3.0 lbs.)

Battery and charger are not included.

## ADP05

18V



## Adapter for USB

USB Port	2 (A type)
Dimensions (LxWxH)	102x72x43mm (4"x2-13/16"x1-11/16")
Net Weight	BL1815N: 0.46kg (1.0lbs), BL1850B: 0.71kg (1.6lbs)
	BL1415N: 0.40kg (0.9lbs), BL1450: 0.60kg (1.3lbs)

Battery and charger are not included.



MP001GZ

## CW001GZ

XGT



## Cordless Cooler &amp; Warmer Box

Capacity	20 L (5.3 gal)
Cooling Capacity	-18 / -15 / -10 / -5 / 0 / 5 / 10°C (0 / 5 / 15 / 25 / 30 / 40 / 50°F)
Warming Capacity	30 / 35 / 40 / 45 / 50 / 55 / 60°C (85 / 95 / 105 / 115 / 120 / 130 / 140°F)
Cord Length	AC Adapter / Cigar Socket Cable: 2 / 2.5 m (6.5 / 8.2 ft)
Thermal Insulation Thickness	33 mm
Dimensions (L x W x H)	663 x 341 x 372 mm (26-1/8 x 13-3/8 x 14-5/8")
Net weight	13.8 - 16.1 kg (30.4 - 35.5 lbs.)

Battery and charger are not included.

## CW004GZ

XGT



## Cordless Cooler &amp; Warmer Box

NEW

Capacity	29 L (7.7 gal)
Temperature setting	17 settings: -18/-15/-10/-5/0/5/10/15/20/25/30/35/40/45/50/55/60°C (0/5/15/25/30/40/50/55/60/70/75/85/95/105/115/120/130/140°F)
	(Settable max temperature difference between two rooms: 30°C)
Continuous use	w/ BL4050F x2: -18 / 5 / 60°: 12.5 / 30 / 11.5 hours
	w/ BL1860B x2: -18 / 5 / 60°: 7.0 / 17.0 / 6.0 hours
Cord length	AC adapter / Cigar socket cable: 2.2 / 2.5 m (7.2 / 8.2 ft)
Dimensions (L x W x H)	676 x 345 x 471 mm (26-5/8 x 13-5/8 x 18-1/2")
Net weight	17.1 - 20.9 kg (37.7 - 46.1 lbs.)

XGT LXT

Battery and charger are not included.

## DCW180Z

LXT



## Cordless Cooler &amp; Warmer Box

Capacity	20 L (5.3 gal)
Cooling Capacity	-18 / -10 / 0 / 5 / 10°C (0 / 15 / 30 / 40 / 50°F)
Warming Capacity	55 / 60°C (130 / 140°F)
Run Time (hrs)	w/ BL1860B x2: -18 / 5 / 60°C: 5 / 17 / 4
Cord Length	AC Adapter / Cigar Socket Cable: 2 / 2.5 m (6.5 / 8.2 ft)
Thermal Insulation Thickness	33 mm
Dimensions (L x W x H)	623 x 341 x 371.5 mm (24-1/2 x 13-3/8 x 14-5/8")
Net weight	13.3 - 14.3 kg (29.3 - 32.0 lbs.)

Battery and charger are not included.

## KT001GZ



## Cordless Kettle

NEW

Boiling time	8 minutes (23°C water)
Water tank capacity	0.8L
Dimensions (L x W x H)	w/o Battery: 233 x 322 x 307 mm (9-1/8 x 12-5/8 x 12-1/8")
Net weight	2.8 - 5.9 kg (6.2 - 13.0 lbs.)

Battery and charger are not included.



# CORDED POWER TOOLS



6413



Drill

75

Chuck Capacity	1.5 - 10 mm (1/16 - 3/8")
Continuous Rating Input	450W
Capacity	Steel: 10mm (3/8") Wood: 25mm (1")
No Load Speed (RPM)	0-3,400rpm
Dimensions (LxWxH)	234x64x183mm (9-1/3"x2-1/2"x7-1/4")
Net Weight	1.3Kg (2.9lbs)

6407



Drill

407

Chuck Capacity	1.5 - 10 mm (1/16 - 3/8")
Continuous Rating Input	530w
Capacity	Steel: 10mm (3/8") Wood: 25mm (1")
No Load Speed (RPM)	0-2,500rpm
Dimensions (LxWxH)	261mm (10-1/4")
Net Weight	1.4Kg (3.2lbs)

● Chuck Key

6408K



Drill

407

Chuck Capacity	1.5 - 10 mm (1/16 - 3/8")
Continuous Rating Input	530w
Capacity	Steel: 10mm (3/8") Wood: 25mm (1")
No Load Speed	0-2,500rpm
Dimensions (LxWxH)	261mm (10-1/4")
Net Weight	1.5Kg (3.2lbs)

● Bit holder

6302H



Drill

401

Chuck Capacity	2 - 13 mm (1/16 - 1/2")
Continuous Rating Input	740W
Capacity	Steel: 13mm (1/2") Wood: 36mm (1-3/8")
No Load Speed (RPM)	0-550rpm
Dimensions (LxWxH)	285mm (11-1/4")
Net Weight	2.2Kg (4.8lbs)

DP4002



Drill

407

Chuck Capacity	2 - 13 mm (1/16 - 1/2")
Continuous Rating Input	750W
Capacity	Steel : 13mm (1/2") Wood: 38mm (1-1/2")
No Load Speed (RPM)	0-700rpm
Overall length	304mm (12")
Net Weight	2.7Kg (12")
Power Supply Cord	2.5m (8.2ft)

● Chuy Key, Side Grip

Makita reserves the right to change the specifications of parts and accessories without prior notice. Standard equipment, specification and photography may vary. The accessories may not be included from the origin with the tools although they are indicated in this catalog.



## DP4000



### Drill

407

Chuck Capacity	2 - 13 mm (1/16 - 1/2")
Continuous Rating Input	750W
Capacity	Steel : 13mm (1/2") Wood: 38mm (1-1/2")
No Load Speed (RPM)	0-950rpm
Overall Length	304mm (12")
Net Weight	2.5Kg (5.6lb)
Power Supply Cord	2.5m (8.2ft)

- Chuck Key, Side Grip

## DS4012



### Drill

411

Chuck Capacity	2 - 13 mm (1/16 - 1/2")
Continuous Rating Input	750W
Capacity	Steel: 13mm (1/2") Wood: 36mm (1-7/16")
No Load Speed	0-600
Overall Length	340x83x390mm (13-3/8"x3-1/4"x15-3/8")
Net Weight	2.8Kg (6.3lbs)
Power Supply Cord	2.5m (8.2ft)

- Chuck Key, Side Grip

## DA3010F



### Angle Drill

407

Chuck capacity	1.5 - 10 mm (1/16 - 3/8")
Continuous Rating Input	450W
Capacity	Steel: 10mm (3/8") Wood: 25mm (1")
No Load Speed (RPM)	0-2,400rpm
Overall Length	270mm (10-5/8")
Net Weight	1.6Kg (3.5lbs)

- Chuck key S10, side grip 36

## DS5000



### Drill

408

Chuck Capacity	3 - 16 mm (1/8 - 5/8")
Continuous Rating Input	750W
Capacity	Steel: 16mm (5/8") Wood: 36mm (1-7/16")
No Load Speed (RPM)	600rpm
Dimensions (LxWxH)	348x83x401mm (13-3/4"x3-1/4"x15-3/4")
Net Weight	3.0Kg (6.6lbs)

- Wrench, Side Grip

## FS2200



### Drywall Screwdriver

419

Continuous Rating Input	570W
Capacity	Drywall screw: 5mm (3/16") Self-drilling screw: 6mm (1/4")
Driving Shank (Hex)	6.35mm (1/4")
No Load Speed	0-2,500
Dimensions (LxWxH)	287x70x207mm (11-1/4"x2-3/4"x8-1/8")
Net Weight	1.6Kg (3.5lbs)
Power Supply Cord	2.5m (8.2ft)

- Phillips insert Bit (x2), Magnetic Bit Holder.

Dimensions: for countries providing noise suppressor and connect bit 60

## FS2700



### Metal Sheet Screwdriver

419

Continuous Rating Input	570W
Capacity Drywall Screw	6 mm (1/4")
Self-Drilling Screw	8 mm (5/16")
Driving Shank (Hex)	6.25mm (1/4")
No Load Speed	0-2,500rpm
Dimensions (LxWxH)	301x70x207mm (11-7/8"x2-3/4"x8-1/8")
Net Weight	1.8Kg (4.0lbs)

Dimensions: for countries providing noise suppressor.

## FS4000



### Drywall Screwdriver

419

Continuous Rating Input	570W
Capacity	Drywall Screw: 5mm (3/16") Self-Drilling Screw: 6mm (1/4")
Driving Shank (hex)	6.35mm (1/4")
No Load Speed (RPM)	0-4,000rpm
Dimensions (LxWxH)	269x65x207mm (10-5/8"x2-9/16"x8-1/8")
Net Weight	1.3Kg (2.9lbs)
Power Supply Cord	2.5m (8.2ft)

Dimensions: for countries providing noise suppressor and connect bit 60.

- Phillips insert bit (x2), Magnetic bit holder.

## FS4200



### Drywall Screwdriver

419

Continuous Rating Input	570W
Capacity	Drywall Screw: 5mm (3/16") Self-Drilling Screw: 6mm (1/4")
Driving Shank (Hex)	6.35mm (1/4")
No Load Speed (RPM)	0-4,000rpm
Dimensions (LxWxH)	269x65x207mm (10-5/8"x2-9/16"x8-1/8")
Net Weight	1.4Kg (3.1lbs)

Dimensions: for countries providing noise suppressor and connect bit 60.

- Phillips insert bit (x2), Magnetic Bit Holder.

## FS6300



### Drywall Screwdriver

419

Continuous Rating Input	570W
Capacity Drywall Screw	4 mm (5/32")
Driving Shank (hex)	6.35mm (1/4")
No Load Speed	0-6,000rpm
Dimensions (LxWxH)	279x65x207mm (11"-x2-9/16"x8-1/8")
Net Weight	1.4Kg (3.1lbs)

Dimensions: for countries providing noise suppressor and connect bit 60

- Phillips insert bit (x2), magnetic bit holder.

## 6906



### Impact Wrench

124

Continuous Rating Input	850W
Capacity	Standard Bolt: M16-M22 (5/8"-7/8") High Tensile Bolt: M16-M20 (5/8"-3/4")
Shank/Drive Square Drive	Square Drive: 19mm (3/4") 19 mm (3/4")
Impacts Per Minute (IMP)	1,600
No Load Speed	1,700rpm
Max Fastening Torque	588N.m (441ft.lbs)
Overall Length	327mm (12-7/8")
Net Weight	5.6Kg (12.3lbs)

- Side Grip

## TW0350



### Impact Wrench

408

Shank/Drive Square Drive	12.7 mm (1/2")
Continuous Rating Input	400W
Capacity	Standard bolt: M12-M22 (1/2"-7/8") High Tensile Bolt: M12-M16 (1/2"-5/8")
Impacts Per Minute (IPM)	Square drive: 12.7mm (1/2")
No Load Speed (RPM)	2,000
Max Fastening Torque	2,000rpm
Overall Length	282mm (11-1/8")
Net Weight	3.0Kg (6.6lbs)

## TW1000



● Side Handle.

### Impact Wrench

153

Shank/Drive Square Drive	25.4mm (1")
Continuous Rating Input	1,200W
Capacity	Standard Bolt: M24-M30 (1 1/16"-1 3/16") High Tensile Bolt: M22-M24 (7/8"-1 5/16") Square Drive: 25.4mm (1")
Impacts Per Minute	1,500
No Load Speed (RPM)	1,400
Max Fastening Torque	1,000N.m (738ft.lbs)
Overall Length	362 (15")
Net Weight	8.8Kg (19.4lbs)

## HB500



### Magnetic Drill

Continuous Rating Input	1,150W
Capacity	7/16" - 2"
Chuck Capacity	15.8 mm (5/8")
No Load Speed (RPM)	350-650rpm
Magnetic Clamping Force	9,300N (950Kg)
Dimensions (LxWxH)	290mmx40mmx150mm
Net Weight	17.9Kg (39.5lbs)

● Small Oil Cup, Safety Safety, tool box, Safety Guard, Allen Key.

## HB350



### Magnetic Drill 35 mm (1-3/8")

NEW

Carbon Brush	UD00EBD002
Continuous Rating Input	1,050W
Capacity	Steel: 35 mm (1-3/8")
Chuck capacity	13 mm (1/2")
No load speed (RPM)	850
Magnetic clamping force	8,000 N (816 kg)
Dimensions (L x W x H)	225 x 195 x 490 mm (8-7/8 x 7-5/8 x 19-1/4")
Net weight	11.6 kg (25.6 lbs.)

## HP0300Z



### Hammer Driver Drill

Continuous rating input	320W
Capacity	Concrete / Steel / Wood: 8 / 10 / 28mm (5/16" / 3/8" / 1-1/8")
Chuck Capacity	1.0 - 10 mm (1/32 - 3/8")
No Load Speed (RPM)	High / Low: 0 - 1,500 / 0 - 450
Max Fastening Torque	Hard / Soft: 56.0 / 21.0 N·m (500 / 190 in.lbs.)
Max lock torque	42.0 N·m (370 in.lbs.)
Vibration Level	Impact Drilling into Concrete: 12.5 m/s² Drilling into Metal: 2.5 m/s² or less
Dimensions (L x W x H)	235x67x206 mm (9-1/4"x2-5/8"x1-8")
Net weight	1.3 kg (2.8 lbs.)

Battery and Charger are not included.

## Impact Drilling Demolition



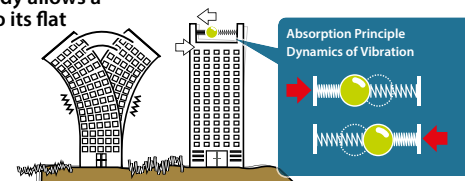
Model HR4013C

Under load

**AVT**  
Anti-Vibration Technology

### Dynamic absorption of vibration

- Ensures an operation with low vibration.
- The design of the tool body allows a better handling thanks to its flat sides.



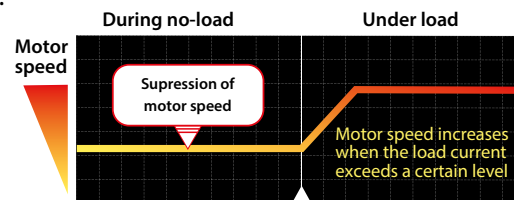
During No-load

**SOFT  
NO LOAD**



### Suppression of engine speed

- Reduces the vibration of the body when it rest decreases the amount of vibration in the hands of the user in a day of operation.
- Minimizes the deflection of the chisel when placed at the exact point to break.



When it starts to break



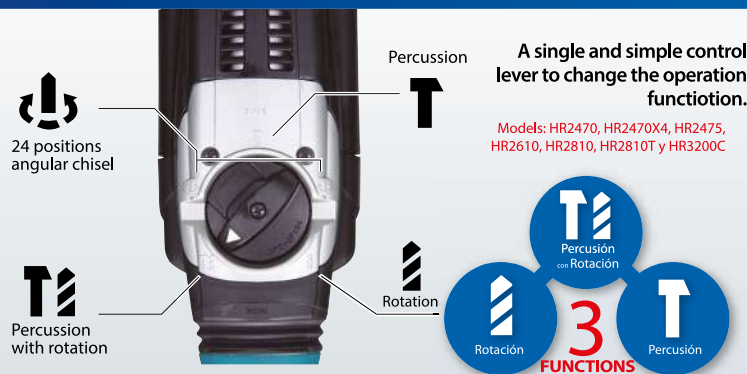
Extremely low vibration

**AVT**  
ANTI VIBRATION TECHNOLOGY  
&  
**SOFT**  
**NO LOAD**



**AVT**  
ANTI VIBRATION TECHNOLOGY

## Combined hammer functions



## Features of electro-pneumatic hammer

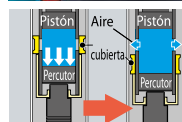


### LED LIGHT

Indicator **GREEN**: there is electrical power.  
Blinking in **RED**: replacement of coals.

### ELECTRONIC CONTROL FEATURES

Variable speed control, constant speed control and soft start.



### DO NOT PERCUSSION WHILE RESTING

Ensures a long life of the tool.



### CHANGE LEVER POSITIONER

On the top the machine for reduced possibility of breakage.




### RUBBERIZED HANDLE

Ergonomically designed with soft grip .



### SLIDING CHUCK

- Press and follow
- Slide back and press



### TORQUE LIMITER

Stops rotation if bit jams for increased operator.



### 24 BIT ANGLE SETTING



### AUTOMATIC BRUSH CUT-OFF

Protects commutator from damage for longer tool life.



## HP1630

### Hammer Drill

85



Chuck Capacity	1.5 - 13 mm (1/16 - 1/2")
Continuous rating input	710W
Capacity	Concrete: 16mm (5/8") Steel: 13mm (1/2") Wood: 30mm (1-3/16")
Impacts Per Minute	0-48,000
No Load Speed	0-3,200rpm
Dimensions (LxWxH)	296x75x204mm (11-5/8"x2-15/16"x8")
Net Weight	2.1Kg (4.6lbs)

● Chuck Key Holder, Depth Gauge, Side Handle

## HP1640 / HP1641K

### Hammer Drill

419



Chuck Capacity	1.5 - 13 mm (1/16 - 1/2")
Continuous Rating Input	680W
Capacity	Concrete: 16mm (5/8") Steel: 13mm (1/2") Wood: 30mm (1-3/16")
Impacts Per Minute	0-44,800
No Load Speed	0-2,800rpm
Dimensions (LxWxH)	303X72X222mm (11-7/8"x2-13/16"x8-3/4")
Net Weight	2.0Kg (4.5lbs)

● Chuck Key, Depth Gauge, Side Handle.

## HP2010N

### Speed Hammer Drill

106



Chuck Capacity	2 - 13 mm (1/16 - 1/2")
Continuous Rating Input	750W
Capacity	Concrete: 20mm (3/4") Steel: 13mm (1/2") Wood: 40mm (1-9/16")
Impacts Per Minute	High: 0-46,000 Low: 0-18,000 High: 0-2,300 Low: 0-900
No Load Speed	350mm (13-3/4")
Overall Length	2.9Kg (6.4lbs)
Net Weight	2.5m (8.2ft)

● Chuck Key, Side Grip, Depth Rod

## HP2050H

### Speed Hammer Drill

407



Chuck Capacity	1.5 - 13 mm (1/16 - 1/2")
Continuous Rating Input	720W
Capacity	Concrete: 20mm (3/4") Steel Hi: 8mm (5/16") Wood: 25mm (1") Wood Low: 40mm (1-9/16")
Impacts Per Minute (IPM)	High: 0-58,000 Low: 0-24,000
No Load Speed (RPM)	High: 0-2,900 Low: 0-1,200
Overall Length	362mm (14-1/4")
Net Weight	2.5Kg (5.6lbs)
Power Supply Cord	2.5m (8.2ft)

● Chuck Key, Depth Gauge, Side Grip.

## HP2070

### Speed Hammer Drill

407



Chuck Capacity	2.0 - 13 mm (1/16 - 1/2")
Continuous Rating Input	1,010W
Capacity	Concrete: 20mm (3/4") Steel Hi: 8mm (5/16") Wood Hi: 25mm (1") Wood Low: 40mm (1-9/16")
Impacts Per Minute (IPM)	High: 0-58,000 Low: 0-24,000
No Load Speed	High: 0-2,900 Low: 0-1,200
Overall Length	364mm (14-3/8")
Net Weight	2.5Kg (5.6lbs)

● Chuck Key, Depth Gauge, Side Grip.

## HR1840



### Rotary Hammer

459

Chuck Capacity	1.5 - 13 mm (1/16 - 1/2")
Capacity	Concrete: 18 mm (11/16") Steel: 13 mm (1/2") Wood: 24 mm (15/16")
Impact Energy	1.6J
Impacts Per Minute	0-4,800bpm
No Load Speed	0-2,100rpm
Dimensions (LxAxA)	285x75x208mm (11-1/4"x3"x8-3/16")
Net Weight	2.0-2.5Kg (4.3-5.3lbs)

● Dust Cup, Side Grip, Depth Gauge.

## HR2470



### Combination Hammer

325

Shank Type Hammer	SDS-PLUS Shank
Chuck Capacity	1.5 - 13 mm (1/16 - 1/2")
Continuous Rating Input	780W / 6.7A
Impact Energy	2.4J
Capacity	Concrete: 24mm (15/16") Steel: 13mm (1/2") Wood: 32mm (1-1/4")
Impacts Per Minute	0-4,500
No Load Speed	0-1,100rpm
Dimensions (LxAxA)	370x84x214mm (14-1/2"x3-5/8"x8-3/8")
Net Weight	2.9Kg (6.4lbs)

● Depth Gauge, Side Handle.

Tool does not come with accessories.

## HR2652



### Combination Hammer

325

Shank Type Hammer	SDS-PLUS Shank
Chuck Capacity	1.5 - 13 mm (1/16 - 1/2")
Continuous Rating Input	2.2J
Impact Energy	800W
Capacity	Concrete: 26mm (1") Core Bit: 68mm (2-11/16")
Diamond Core Bit (Dry Type):	80mm (3-1/8") Steel: 13mm (1/2") Wood: 32mm (1-1/4")
Impacts Per Minute	0-4,600
No Load Speed	0-1,200
Dimensions (LxWxH)	604x89x228mm (23-3/4"x3-1/2"x9")
Net Weight	3.0Kg (6.7lbs)
Power Supply Cord	2.5m (8.2ft)

## HR2630T

HR2630T  
Quick tool holder set



### Combination Hammer

325

Shank Type Hammer	SDS-PLUS Shank
Chuck Capacity	1.5 - 13 mm (1/16 - 1/2")
Continuous Rating Input	800W
Impact Energy	2.4J
Capacity	Concrete: 26mm (1") Steel: 13mm (1/2") Wood: 32mm (1-1/4")
Impacts Per Minute	0-4,600
No Load Speed	0-1,200
Dimensions (LxWxH)	385x77x209mm (15-1/8"x3"x8-1/4")
Net Weight	3.0Kg (6.6lbs)
Power Supply Cord	2.5m (8.2ft)

● Depth Gauge, Side Grip, Tool Holder (194079-2), malpac.

## HR2631F / FT

HR2631FT  
Quick Change Drill Chuck



### Combination Hammer

325

Continuous Rating Input	800W
Impact Energy	2.4J
Capacity	Concrete: 26mm (1") Core Bit: 68mm (2-11/16")
Core Bit Diamantada (Dry Type):	80mm (3-1/8") Steel: 13mm (1/2")
Wood:	32mm (1-1/4")
Impacts Per Minute (IPM)	0-4,600
No Load Speed	0-1,200
Dimensions (LxWxH)	361x77x209mm (14-1/4"x3"x8-1/4")
Net Weight	HR2631F: 3.1Kg (6.8lbs) HR2631FT: 2.9Kg (6.8lbs)

● Depth Gauge, Side Handle, SDS-PLUS Bit Set, Bit Grease, Dust Cup, Shovel Chisel, Chisel.

## HR2630X9



## Combination Hammer

325

Shank Type Hammer	SDS-PLUS Shank
Chuck Capacity	1.5 - 13 mm (1/16 - 1/2")
Continuous Rating Input	800W
Impact Energy	2.4 J
Capacity	Concrete: 26mm (1") Steel: 13mm (1/2") Wood: 32mm (1-1/4")
Impacts Per Minute	0-4,600
No Load Speed	0-1,200
Dimensions (LxWxH)	361x77x209mm (14-1/4"x3"x8-1/4")
Net Weight	2.8Kg (6.2lbs)
Power Supply Cord	2.5m (8.2ft)
● Depth Gauge, Side Handle, makpac, Bit Set with 5 pcs. SDS-PLUS D-07973	

## HR3001CJ



## Combination Hammer

Shank Type Hammer	SDS-PLUS Shank
Continuous Rating Input	1,050W
Impact Energy	EPTA-Procedure 05/2009: 3.9 J
Capacity	Concrete (w/ TCT Bit): 30 mm (1-3/16") Concrete (w/ Core Bit): 80 mm (3-1/8") Concrete (w/ Diamond Core Bit): 80 mm (3-1/8") Steel: 13 mm (1/2") Wood: 32 mm (1-1/4")
Blows Per Minute (BPM)	0 - 4,500
No Load Speed (RPM)	0 - 840
Dimensions (L x W x H)	4.1 - 4.5 kg (9.0 - 9.9 lbs.)
	4.8Kg (10.5lbs)
Power supply cord	4.0 m (13.1 ft)
Tool does not come with accessories.	

## HR3011FCJ



## Combination Hammer

Shank Type Hammer	SDS-PLUS Shank
Continuous Rating Input	1,050W
Impact Energy	EPTA-Procedure 05/2009: 3.9 J
Capacity	Concrete (w/ TCT Bit): 30 mm (1-3/16") Concrete (w/ Core Bit): 80 mm (3-1/8") Concrete (w/ Diamond Core Bit): 80 mm (3-1/8") Steel: 13 mm (1/2") Wood: 32 mm (1-1/4")
Blows Per Minute (BPM)	0 - 4,500
No Load Speed (RPM)	0 - 840
Dimensions (L x W x H)	369 x 98 x 242 mm (14-1/2 x 3-7/8 x 9-1/2")
	4.4 - 4.8 kg (9.7 - 10.6 lbs.)
Power supply cord	4.0 m (13.1 ft)
Tool does not come with accessories.	

## HR3012FCJ



## Combination Hammer

Shank Type Hammer	SDS-PLUS Shank
Continuous Rating Input	1,050W
Impact Energy	EPTA-Procedure 05/2009: 3.9 J
Capacity	Concrete (w/ TCT Bit): 30 mm (1-3/16") Concrete (w/ Core Bit): 80 mm (3-1/8") Concrete (w/ Diamond Core Bit): 80 mm (3-1/8") Steel: 13 mm (1/2") Wood: 32 mm (1-1/4")
Blows Per Minute (BPM)	0 - 4,500
No Load Speed (RPM)	0 - 840
Dimensions (L x W x H)	386 x 98 x 242 mm (15-1/4 x 3-7/8 x 9-1/2")
	4.5 - 4.7 kg (9.9 - 10.4 lbs.)
Power supply cord	4.0 m (13.1 ft)
Tool does not come with accessories.	

## HR3200C



## Combination Hammer

350

Shank Type Hammer	SDS-PLUS Shank
Continuous Rating Input	850W / 8.2A
Impact Energy	5.1J
Capacity	Concrete (with T.C.T. bit): 32mm (1-1/4") Steel: 13mm (1/2") Wood: 32mm (1-1/4")
Impacts Per Minute	1,650-3,300
Dimensions (LxWxH)	315-630rpm
Net Weight	398x108x239mm (15-5/8"x4-1/4"x9-3/8")
Power Supply Cord	4.8Kg (10.5lbs)
● Depth Gauge, Side Grip, Grease vessel. Tool does not come with accessories.	

## HR4002



## Rotary Hammer

350

Shank Type Hammer	SDS-PLUS Shank
Continuous Rating Input	1.050W / 10.0A
Impact Energy	6.1J
Capacity	Concrete (with T.C.T. bit): 40mm (1-9/16") Concrete (with core bit): 105mm (4-1/8")
Impacts Per Minute	2,500
No Load Speed	680rpm
Dimensions (LxWxH)	458x114x256mm (18"x4-1/2"x10-1/8")
Power Supply Cord	6.6Kg (14.6lbs)
● Depth Gauge, Side Grip, Bit Grease. Tool does not come with accessories. Recommended mainly for drilling.	

## HR4003C



## Rotary Hammer

350

Shank Type Hammer	SDS-MAX Shank
Continuous Rating Input	1.100W / 11A
Impact Energy	8.3J
Capacity	Concrete (with T.C.T. bit): 40mm (1-9/16") Concrete (core bit): 105mm (4-1/8")
Impacts Per Minute (IPM)	1,450-2,900
No Load Speed (RPM)	250-500
Dimensions (LxWxH)	479x106x263mm (18-11/16"x4-3/16"x10-3/8")
Net Weight	6.2Kg (13.8lbs)
Power Supply Cord	5m (16.4ft)
● Depth Gauge, Side Handle, Bit Grease. Tool does not come with accessories.	

## HR4013C



## Rotary Hammer

350

Shank Type Hammer	SDS-MAX Shank
Continuous Rating Input	1.100W / 11A
Impact Energy	8J
Capacity	Concrete (with T.C.T. bit): 40mm (1-9/16") Concrete (core bit): 105mm (4-1/8")
Impacts Per Minute	1,450-2,900
No Load Speed (RPM)	250-500
Dimensions (LxWxH)	479x106x263mm (18-11/16"x4-3/16"x10-3/8")
Net Weight	6.8Kg (15.1lbs)
Power Supply Cord	5m (16.4ft)
● Depth Gauge, Side Handle, Bit Grease. Tool does not come with accessories.	

## HR4041C



## Rotary Hammer

350

Shank Type Hammer	19mm Hex Shank
Continuous Rating Input	1.100W / 11A
Impact Energy	9.2J
Capacity	Concrete (with T.C.T. bit): 40mm (1-9/16") Concrete (core bit): 118mm (4-5/8")
Impacts Per Minute (IPM)	1,300-2,600
No Load Speed (RPM)	230-460
Dimensions (LxWxH)	428x107x247mm (16-7/8"x4-1/4"x9-3/4")
Net Weight	6.7Kg (14.8lbs)
Power Supply Cord	5.0m (16.4ft)
● Depth Gauge, Side Grip.	

## HR4510C



## Rotary Hammer

175

Shank Type Hammer	SDS-MAX Shank
Continuous Rating Input	1.350W
Impact Energy	9.4J
Capacity	Concrete (with T.C.T. bit): 45mm (1-3/4") Concrete (core bit): 125mm (5")
Impacts Per Minute	1,250-2,750
No Load Speed (RPM)	130-280
Dimensions (LxWxH)	458x136x288mm (18"x5-3/8"x11-3/8")
Net Weight	8.9Kg (19.6lbs)
Power Supply Cord	5.0m (16.4ft)
● Side Handle (D), Side Grip, Depth Gauge, Grease Vessel.	

HR5000



Rotary Hammer

155

Shank Type Hammer	Spline Shank
Continuous Rating Input	1.200W
Impact Energy	11.3J
Capacity	Concrete (with T.C.T. bit): 50mm (2") Concrete (core bit): 150mm (5")
Impacts Per Minute (IPM)	2,100
No Load Speed (RPM)	260
Dimensions (LxWxH)	467mm (18-3/4")
Net Weight	9.9Kg (21.8lbs)
Power Supply Cord	5.0m (16.4ft)

● Hex Wrench, Side Handle.

HR5202C



Rotary Hammer

175

Shank Type Hammer	SDS-MAX Shank
Continuous Rating Input	1.510W / 15A
Impact Energy	19.1J
Capacity	Concrete (with T.C.T. Bit): 52mm (2") Concrete (core bit): 160mm (6-5/16")
Impacts Per Minute (IPM)	1,100-2,250
No Load Speed (RPM)	150-310
Sound Pressure Level	99dB (A)
Dimensions (LxWxH)	599x134x287mm (23-1/2"x5-1/4"x11-1/4")
Net Weight	10.9Kg (24.1lbs)

Tool does not come with accessories.

● Depth Gauge, Handle type "D", Side Grip, Grease Vessel.

HR5212C



Rotary Hammer

175

Shank Type Hammer	SDS-MAX Shank
Continuous Rating Input	1.510W / 15A
Impact Energy	20J
Capacity	Concrete (with T.C.T. bit): 52mm (2") Concrete (core bit): 160mm (6-5/16")
Impacts Per Minute (IPM)	1,100-2,250
No Load Speed (RPM)	150-310
Sound Pressure Level	98dB (A)
Dimensions (LxWxH)	599x140x287mm (23-1/2"x5-1/2"x11-1/4")
Net Weight	11.9Kg (26.2lbs)

Tool does not come with accessories.

● Depth Gauge, handle type "D", Side Grip, Grease vessel.

HM0810B



Demolition Hammer

106

Shank Type Hammer	19mm Hex Shank
Continuous Rating Input	420W
Impact Energy	5.3J
Impacts Per Minute (IPM)	2,900
Overall Length	423mm (16-5/8")
Net Weight	6.6Kg (14.5lbs)
Power Supply Cord	5.0m (16.4ft)

● Hex Wrench, Side Grip.

HM1211B



Demolition Hammer

155

Shank Type Hammer	19mm Hex Shank
Continuous Rating Input	1.140W / 10A
Impact Energy	14.2J
Impacts Per Minute (IPM)	2,000
Overall Length	490mm (19-5/16")
Net Weight	9.4Kg (20.7lbs)

Tool does not come with accessories

HM0870C



Demolition Hammer

350

Shank Type Hammer	SDS-MAX Shank
Continuous Rating Input	1.110W / 10A
Impact Energy	7.6J
Impacts Per Minute (IPM)	1,100-2,650
Dimensions (LxWxH)	449x109x230mm (17-3/4"x4-1/4"x9")
Net Weight	5.1Kg (11.1lbs)

Accessories not included.

● Grease for bit, Side Handle.

HM1101C



Demolition Hammer  
SDS-MAX

350

Continuous Rating Input	1.300W
Impact Energy	11.5J
Impacts Per Minute (IMP)	1,100-2,650
Dimensions (LxWxH)	528x115x247mm (20-3/4"x4-1/2"x9-3/4")
Net Weight	7.3Kg (16.2lbs)
Power Supply Cord	4.0m (13.1ft)

Tool does not come with accessories

● Side Handle, Bull Point, Bit Grease, Cleaning Cloth.

HM1203C



Demolition Hammer  
SDS-MAX

171

Continuous Rating Input	1.510W / 14A
Impact Energy	19.1J
Impacts Per Minute	950-1,900
Dimensions (LxWxH)	576x128x265mm (22-3/4"x5"x10-3/8")
Net Weight	9.7Kg (21.4lbs)

Tool does not come with accessories.

● Bull Point, Bit Grease, Side Handle.

HM1205C



Demolition Hammer  
SDS-MAX

175

Continuous Rating Input	1.510W
Impact Energy	19.1J
Impacts Per Minute	950-1,900
Dimensions (LxWxH)	576x128x265mm (22-3/4"x5"x10-3/8")
Net Weight	9.7Kg (21.4lbs)
Power Supply Cord	5.0m (16.4ft)

Tool does not come with accessories.

● Bull Point, Bit Grease, Side Handle.

HM1213C



Demolition Hammer  
SDS-MAX

171

Continuous Rating Input	1.510W / 14A
Impact Energy	18.6J
Impacts Per Minute	950-1,900
Dimensions (LxWxH)	576x149x265mm (22-3/4"x5-7/8"x10-3/8")
Net Weight	10.8Kg (23.6lbs)Kg (21.4lbs)

Tool does not come with accessories

● Bull Point, Bit Grease, Side Handle.



## HM1214C

## Demolition Hammer

171



Continuous Rating Input	1,510W / 14A
Impact Energy	19.9J
Impacts Per Minute	950-1,900
Dimensions (LxWxH)	700x129x265mm (27-1/2"x5-1/8"x10-3/8")
Net Weight	12.3Kg (27.1lbs)

● Bull Point, Bit Grease, Side Handle.

Tool does not come with accessories.

## HM1307CB

## Electric Breaker

28.6mm (1-1/8") Zanco Hex

171



Continuous Rating Input	1,510W / 14A
Impact Energy	23.6J
Impacts Per Minute	730-1,450
Dimensions (LxWxH)	824x129x266mm (32-1/2"x5-1/8"x10-1/2")
Net Weight	17.3Kg (38.2lbs)

● Side Handle.

Tool does not come with accessories.

## HM1317CB

## Electric Breaker

28.6mm (1-1/8") Zanco Hex

171



Continuous Rating Input	1,510W / 14A
Impact Energy	26.5J
Impacts Per Minute	730-1,450
Dimensions (LxAxH)	824x129x266mm (32-1/2"x5-1/8"x10-1/2")
Net Weight	19.0Kg (38.2lbs)

● Side Handle.

Tool does not come with accessories.

## HM1502

## Electric Breaker

1-1/8": 28.6 mm Hex Shank

218



Continuous Rating Input	1,850W
Impact Energy	49.1 J
Blows Per Minute	1,300
Dimensions (LxWxH)	809 x 130 x 266 mm (31-3/4 x 5-1/8 x 10-1/2")
Net Weight	19.7 kg (43.4 lbs.)
Shank Type	28.6mm Hex Shank
Power supply cord	4.0 m (13.1 ft)

Tool does not come with accessories.

## HM1512

## Electric Breaker

1-1/8": 28.6 mm Hex Shank

218



Continuous Rating Input	1,850W
Impact Energy	EPTA-Procedure 05/2009: 48.5 J
Blows Per Minute	1,300
Dimensions (LxWxH)	809 x 130 x 266 mm (31-3/4 x 5-1/8 x 10-1/2")
Net Weight	20.4 kg (45.0 lbs.)
Shank Type	28.6mm Hex Shank
Power supply cord	4.0 m (13.1 ft)

Tool does not come with accessories.

## HM1812

## Electric Breaker

28.6mm (1-1/8")

218



Continuous Rating Input	2,000W
Impact Energy	72.8J
Impacts Per Minute (IPM)	870
Sound Power Level	110dB (A)
Vibration Level	6.5m/s²
Dimensions (LxWxH)	843x210x608mm (33-1/4"x8-1/4"x24")
Net Weight	31.3Kg (69.1lbs)
Power Supply Cord	5.0m (16.4ft)

● Hex Wrench.

## 4100NH2

## Cutter

110mm (4-3/8")

303



Continuous Rating Input	1,400w
Max Cutting Capacity	a 0 grados: 32mm (1-1/4") a 45 grados: 21.5mm (7/8")
Blade Diameter	125mm (5")
No Load Speed	12,200rpm
Dimensions (LxWxH)	238x214x169mm (9-3/8"x8-3/8"x6-5/8")
Net Weight	3.0Kg (6.6lbs)

● Diamond Wheel, Wrench, Hex Wrench, Water Supply Pipe Set, Vinyl Tube.

## 4131

## Metal Cutter

185mm (7-1/4")

303



Continuous Rating Input	1,100W
Blade Diameter	185mm (7-1/4")
Max Cutting Capacity	63mm (2-1/2")
No Load Speed	3,500rpm
Overall Length	358mm (14-1/8")
Net Weight	4.8Kg (11.3lbs)

● Carbide-Tipped Saw Blade &amp; tungsten.

## LC1230

## Metal Cutter

305mm (12")

203



Continuous Rating Input	1,750W
Max Cutting Capacity	a 0 grades: 115mm (4-1/2") a 0 grades: 75x150mm (2-15/16"x5-7/8") a 45 grades: 90mm (3-1/2") a 45 grades: 85x85mm (3-5/16"x3-5/16")
No Load Speed (RPM)	1,300rpm
Dimensions (LxWxH)	516x306x603mm (20-1/4"x12"x23-3/4")
Net Weight	19.3Kg (42.5lbs)

● Carbide-tipped Saw Blade, Socket Wrench, Safety Goggles.

## SG1251J

## Wall Chaser

125mm (5")

318



Continuous Rating Input	1,400W
Capacity	Depth: 0-30mm (0-1-3/16") Width: 6-30mm (1/4-1-3/16")
Blade Diameter	125mm (5")
No Load Speed (RPM)	10,000
Dimensions (LxWxH)	350x151x178mm (13-3/4"x5-15/16"x7")
Net Weight	4.3Kg (9.5lbs)
Power Supply Cord	5.0m (16.4ft)

● Diamond Wheel (2x), Hex Wrench, Lock Nut Wrench, Makpac.

## JR3051TK-240

## Recipro Saw



Continuous Rating Input	1,200W
Length of Stroke	14 mm (9/16")
Strokes Per Minute (SPM)	0-4,800
Capacity	Pipe : 25.4 mm (1") Wood: 55 mm (2-3/16")
Dimensions (L x W x H)	447x97x176 mm (17-5/8"x3-13/16"x6-15/16")
Net Weight	3.2 - 3.3 kg (7.1 - 7.3 lbs.)
Power supply cord	2.5 m (8.2 ft)

## JR3070CT

## Recipro Saw



Continuous Rating Input	1,510W
Capacity	Pipe: 130mm (5-1/8") Wood: 255mm (10")
Length of Stroke	32mm (1-1/4")
Strokes Per Minute (SPM)	0-2,800
Dimensions (LxWxH)	485x99x181mm (19-1/8"x3-7/8"x7-1/8")
Net Weight	4.6Kg (10.0lbs)

● Recipro Saw Blades (3x)

## 2107FK

## Portable Band Saw



Continuous Rating Input	710W
Capacity	Round: 120mm (4-3/4") Rectangular workpiece without stand: 120x120mm (4-3/4"x4-3/4")
Blade Speed	60m (200ft) - 105m (350ft) / min
Dimensions (LxWxH)	508x188x256mm (20"x7-3/8"x10-1/8")
Net weight	6.3Kg (13.9lbs)

● Band Saw Blade, Hex wrench.

## JN1601

Nibbler  
1.6mm (Cal.16)

Continuous Rating Input	550W
Capacity	Steel up to 400 N/mm <sup>2</sup> : 1.6mm    Steel up to 600 N/mm <sup>2</sup> : 1.2mm Steel up to 800 N/mm <sup>2</sup> : 0.8mm Aluminium up to 200 N/mm <sup>2</sup> : 2.5mm
Min Cutting Radius	Outside edge: 50mm (2") Inside edge: 45mm (1-3/4")
Strokes per minute (SPM)	2,200
Overall Length	261mm (10-1/4")
Net Weight	1.6Kg (3.6lbs)

● Hex Wrench, Wrench, Gauge.

## JN3201

Nibbler  
3.2mm (10Ga)

Continuous Rating Input	710W
Capacity	Steel up to 400N/mm <sup>2</sup> : 3.2mm (10Ga) Steel up to 600N/mm <sup>2</sup> : 2.5mm (13Ga) Steel up to 800N/mm <sup>2</sup> : 1.0mm (20Ga)
Min Cutting Radius	Outside edge : 128mm (5-1/16") Inside edge : 120mm (4-3/4")
Strokes Per Minute (SPM)	1,300
Dimensions (LxWxH)	225x90x254mm (8-7/8"x3-1/2"x10")
Net Weight	3.4Kg (7.4lbs)

● Punch, matrix, wrench 50, Hex Wrench, Washer.

## JS3201

Metal Shear  
3.2mm (Cal.10)

303

Continuous Rating Input	710W
Capacity	Steel Up To 400N/mm <sup>2</sup> : 3.2mm Steel Up To 600N/mm <sup>2</sup> : 2.5mm Steel Up To 800N/mm <sup>2</sup> : 1.5mm Aluminium up to 200N/mm <sup>2</sup> : 4.0mm
Min Cutting Radius	50mm (2")
Strokes Per Minute (SPM)	1,600
Dimensions (LxWxH)	213x90x239mm (8-3/8"x3-1/2"x9-3/8")
Net Weight	3.4Kg (7.6lbs)
Power Supply Cord	2.5m (8.2ft)

● Hex Wrench, Gauge.

## JS1300

Straight Metal Shear  
1.3mm (Cal.18)

407

Continuous Rating Input	570W
Capacity	Steel Up To 400N/mm <sup>2</sup> : 1.3mm Steel Up To 600N/mm <sup>2</sup> : 1.0mm Steel Up To 800N/mm <sup>2</sup> : 0.8mm Aluminium up to 200N/mm <sup>2</sup> : 2.5mm
Strokes Per Minute (SPM)	0-2,500
Overall Length	302mm (11-7/8")
Net Weight	1.7Kg (3.7lbs)

● Allen key.

## JS1602

Metal Shear  
1.6mm (Cal.16)

459

Continuous Rating Input	380W
Capacity	Steel Up To 400N/mm <sup>2</sup> : 1.6mm    Steel Up To 600N/mm <sup>2</sup> : 1.2mm Steel Up To 800N/mm <sup>2</sup> : 0.8mm Aluminium up to 200N/mm <sup>2</sup> : 2.5mm
Min Cutting Radius.	30mm (1-3/16")
Strokes Per Minute	4,000
Dimensions (LxWxH)	255x74x146mm (10"x2-15/16"x20-3/4")
Net Weight	1.6Kg (3.5lbs)
Power Supply Cord	2.5m (8.2ft)

● Allen Key, Gauge.

## LW1400

Portable Cut-Off  
355mm (14")

203

Continuous Rating Input	2,200W
Wheel size	Diameter: 355mm (14")    Internal Diameter: 25.4mm (1") Thickness: 3mm (1/8")
No Load Speed	3,800rpm
Capacity	Round: 127mm (5") Rectangular: 70x233mm (2-3/4"x9-1/8")
Dimensions (LxWxH)	500x295x640mm (19-3/4"x11-5/8"x25-1/4")
Net Weight	18.7Kg (41.2lbs)
Power Supply Cord	2.5m (8.2ft)

● Abrassive cut-off wheel, wrench

## LW1401 / X

Portable Cut-Off  
355mm (14")

203

Continuous Rating Input (RPM)	2,200W
Wheel Diameter	Diameter: 355mm (14")    Internal Diameter: 25.4mm (1") Thickness: 3mm (1/8")
No Load Speed (RPM)	3,800rpm
Capacity	Round: 127mm (5") Rectangular: 70x233mm (2-3/4"x9-1/8")
Dimensions (LxWxH)	500x295x640mm (19-3/4"x11-5/8"x25-1/4")
Net Weight	18.3Kg (40.3lbs)
Power Supply Cord	2.5m (8.2ft)

● Abrasive cut-off wheel.

## LW1401-240



### Portable Cut-Off 355mm (14")

203

Continuous Rating Input	2.200W
Wheel Size	Diameter: 355mm (14") Internal Diameter: 25.4mm (1") Thickness: 3mm (1/8")
No Load Speed (RPM)	3.800rpm
Capacity	Round: 127mm (5") Rectangular: 70x233mm (2-3/4"x9-1/8")
Dimensions (LxWxH)	500x295x640mm (19-3/4"x11-5/8"x25-1/4")
Net Weight	18.3Kg (40.3lbs)
Power supply Cord	2.5m (8.2ft)

● Abrasive cut-off wheel, Wrench.

## GA4030

6 AMPS



### Angle Grinder 100mm (4")

458

Continuous Rating Input	720W
Wheel Diameter	100mm (4")
No Load Speed (RPM)	11.000rpm
Dimensions (LxWxH)	266x117x95mm (10-1/2"x4-5/8"x3-3/4")
Net Weight	1.73-2.02kg (3.81-4.45lbs)

● Depressed center wheel, Wrench, Side Grip.

## GA4530

6 AMPS



### Angle Grinder 115mm (4-1/2")

458

Continuous Rating Input	720W
Wheel Diameter	115mm (4-1/2")
No Load Speed (RPM)	11.000rpm
Dimensions (LxWxH)	266x128x103mm (10-1/2"x5"x4-1/16")
Net Weight	1.89-2.23Kg (4.17-4.91lbs)

● Depressed Center Wheel, Wrench, Side Grip.

## GA4530R-240

6 AMPS



### Angle Grinder 115mm (4-1/2")

459

Continuous Rating Input	720W
Wheel Diameter	115mm (4-1/2")
No Load Speed (RPM)	11.000rpm
Dimensions (LxWxH)	266x130x108mm (10-1/2"x5"x4-1/4")
Net Weight	1.88-2.22Kg (4.14-4.89lbs)

● Lock Nut Wrench, Side Handle, Side Grip, Wheel Cover, Safety Wrench, Depressed Center Wheel.

## GA4534

6 AMPS



### Angle Grinder 115mm (4-1/2")

458

Continuous Rating Input	720W
Wheel Diameter	115mm (4-1/2")
No Load Speed (RPM)	11.000rpm
Dimensions (LxWxH)	265x128x103mm (10-3/8"x5"x4-1/16")
Net Weight	1.98-2.31Kg (4.37-5.09lbs)

● Depressed Center Wheel, Wrench, Side Grip.



# SJS II

SUPER JOINT SYSTEM

To suppress vibration to operator

without SJS




SJS II  
SUPER JOINT SYSTEM



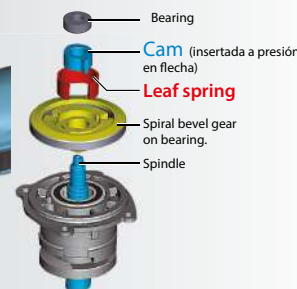

## Structure of Super Joint System II

Leaf spring absorbs vibration and relieves during operation.

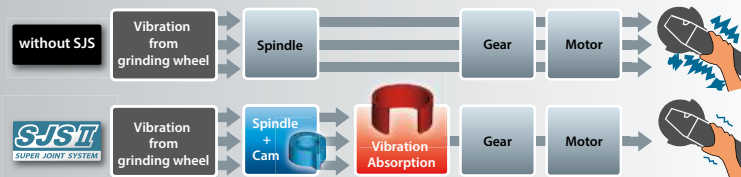
without SJS



SJS II  
SUPER JOINT SYSTEM



## Absorption mechanism of vibration



100mm  
Angle Grinder  
GA4041C, GA4043C, GA4040C,  
GA4042C, GA4041, GA4040



115mm  
Angle Grinder  
GA4541C, GA4543C, GA4540C,  
GA4542C, GA4541R, GA4541,  
GA4540R, GA4540



125mm  
Angle Grinder  
GA5041C, GA5043C, GA5040C,  
GA5042C, GA5041R, GA5041,  
GA5040R, GA5040



150mm  
Angle Grinder  
GA6040C, GA6042C, GA6041R,  
GA6041, GA6040R, GA6040



115mm, 125mm  
Angle Sander  
SA4540C, SA4542C, SA5040C



## 9557HNG / 9557HNRG

7.5 AMPS

Angle Grinder  
115mm (4-1/2")

325

Continuous Rating Input	840W
Wheel Diameter	115mm (4-1/2")
No Load Speed	11.000rpm
Dimensions (LxWxH)	9557HNG: 271x129x106mm (10-5/8"x5-1/8"x4-3/16") 9557HNRG: 271x130x106mm (10-5/8"x5-1/8"x4-3/16")
Net Weight	9557HNG: 2.0Kg (4.5lbs) 9557HNRG: 1.7-2.4Kg (3.8-5.3lbs)

Reinforced Gearbox

- Depressed center wheel, Wrench, Side Grip.

## 9557HPG

7.5 AMPS

Angle Grinder  
115mm (4-1/2")

325

Continuous Rating Input	840W
Wheel Diameter	115mm (4-1/2")
No Load Speed (RPM)	11.000rpm
Dimensions (LxWxH)	273x129x106mm (10-3/4"x5-1/8"x4-3/16")
Net Weight	2.1Kg (4.5lbs)

Reinforced Gearbox.

- Depressed Center Wheel, Wrench, Side Grip.

## 9564P

10 AMPS

Angle Grinder  
115mm (4-1/2")

318

Continuous Rating Input	1.100W
Wheel Diameter	115mm (4-1/2")
No Load Speed (RPM)	12.000rpm
Dimensions (LxWxH)	307x129x103mm (12-1/8"x5-1/8"x4")
Net Weight	2.4-2.7Kg (5.3-5.9lbs)

- Depressed Center Wheel, Wrench, Side Grip.

## GA4550

Power supply cord  
2.5 m (8.2 ft)

## Angle Grinder - 115 mm (4-1/2")

Continuous rating Input	1,300W
Wheel Diameter	115 mm (4-1/2")
Wheel Hole Diameter	22.23 mm (7/8")
Max Wheel Thickness	7.2 mm (9/32")
No Load Speed (RPM)	11,000
Dimensions at Grip Portion (W x H)	57 x 70 mm (2-1/4 x 2-3/4")
Angle of Side Grip to Gear Housing	212 mm (8-3/8")
Dimensions (L x W x H)	325 x 130 x 117 mm (12-3/4 x 5-1/8 x 4-5/8")
Net weight	2.4 - 2.8 kg (5.3 - 6.2 lbs.)

Battery and charger are not included

## GA4551R

Power supply cord  
2.5 m (8.2 ft)

## Angle Grinder - 115 mm (4-1/2")

Continuous rating Input	1,300W
Wheel Diameter	115 mm (4-1/2")
Wheel Hole Diameter	22.23 mm (7/8")
Max Wheel Thickness	7.2 mm (9/32")
No Load Speed (RPM)	11,000
Dimensions at Grip Portion (W x H)	57 x 70 mm (2-1/4 x 2-3/4")
Angle of Side Grip to Gear Housing	212 mm (8-3/8")
Dimensions (L x W x H)	325 x 130 x 117 mm (12-3/4 x 5-1/8 x 4-5/8")
Net weight	2.4 - 2.8 kg (5.3 - 6.2 lbs.)

Battery and charger are not included

## 9564CV

12 AMPS

Angle Grinder  
115mm (4-1/2")

318

Continuous Rating Input	1.400W
Wheel Diameter	115mm (4-1/2")
No Load Speed	2.800-12.000rpm
Dimensions (LxWxH)	299x129x103mm (11-3/4"x5-1/8"x4-1/16")
Net Weight	2.3-2.6Kg (5.1-5.8lbs)

- Depressed Center Wheel, Wrench, Side Grip.

## 9564PCV

13 AMPS

Angle Grinder  
115mm (4-1/2")

318

Continuous Rating Input	1.400W
Wheel Diameter	115mm (4-1/2")
No Load Speed (RPM)	2.800-12.000rpm
Dimensions (LxWxH)	307x129x103mm (12-1/8"x5-1/8"x4")
Net Weight	2.4-2.7Kg (5.3-5.9lbs)

- Depressed Center Wheel, Wrench, Side Grip.

## 9005B

9.5 AMPS

Angle Grinder  
125mm (5")

100

Continuous Rating Input	1.020W
Wheel Diameter	125mm (5")
No Load Speed (RPM)	10.000rpm
Overall Length	356mm (14")
Net Weight	2.4Kg (5.3lbs)
Power Supply Cord	2.0m (8.2ft)

- Grinding Wheel, Lock Nut wrench, Side Grip.

## GA4591



## Angle Grinder 115 mm (4-1/2") - 15 Amp

NEW

Carbon Brush	264
Continuous Rating Input	1,900W
Hole diameter	22.23 mm (7/8")
No load speed	2.800-11.500 min <sup>-1</sup>
Dimensions (L x W x H)	349 x 130 x 129 mm (13-3/4 x 5-1/8 x 5-1/8")
Net weight	2.8 - 4.0 kg (6.2 - 8.8 lbs.)

## GA4592



## Angle Grinder 115 mm (4-1/2") - 15 Amp

NEW

Carbon Brush	264
Continuous Rating Input	1,900W
Hole diameter	22.23 mm (7/8")
No load speed	11,500 min <sup>-1</sup>
Dimensions (L x W x H)	326 x 130 x 123 mm (12-7/8 x 5-1/8 x 4-7/8")
Net weight	2.6 - 3.8 kg (5.7 - 8.4 lbs.)

## GA4593



### Angle Grinder 115 mm (4-1/2") - 15 Amp **NEW**

Carbon Brush	264
Continuous Rating Input	1900W
Hole diameter	22.23 mm (7/8")
No load speed	2,800-11,500 min <sup>-1</sup>
Dimensions (L x W x H)	349 x 130 x 129 mm (13-3/4 x 5-1/8 x 5-1/8")
Net weight	2.6 - 4.0 kg (6.2 - 8.8 lbs.)

## GA4595



### Angle Grinder 115 mm (4-1/2") - 15 Amp **NEW**

Carbon Brush	264
Continuous Rating Input	1,900W
Wheel diameter	115 mm (4-1/2")
No load speed	11,500 min <sup>-1</sup>
Dimensions (L x W x H)	326 x 130 x 123 mm (12-7/8 x 5-1/8 x 4-7/8")
Net weight	2.6 - 3.8 kg (5.7 - 8.4 lbs.)

## 9558HNRG-240

4 AMPS



### Angle Grinder 125 mm (5")

Continuous Rating Input	840W
Wheel Diameter	125 mm (5")
Hole Diameter	22.23 mm (7/8")
No Load Speed (RPM)	11,000rpm
Dimensions (LxWxH)	271 x 140 x 106 mm (10-5/8 x 5-1/2 x 4-3/16")
Net Weight	1.7 - 3.2 kg (3.8 - 7.1 lbs.)
Power Supply Cord	2.5m (8.2ft)

● Depressed Center Wheel, Wrench, Side Grip.

## GA5020

10.5 AMPS



### Angle Grinder 125mm (5")

Continuous Rating Input	1,050W
Wheel Diameter	125mm (5")
No Load Speed (RPM)	12,000rpm
Dimensions (LxWxH)	356X139X120mm (14"x5-1/2"x4-3/4")
Net Weight	2.7-3.9Kg (6.0-8.6lbs)

● Depressed Center Wheel, Side Handle, Wheel Cover, Lock Nut Wrench.

## GA5021C

12.5 AMPS



### Angle Grinder 125mm (5")

Continuous Rating Input	1,450W
Wheel Diameter	125mm (5")
No Load Speed (RPM)	10,000rpm
Dimensions (LxWxH)	390x139x120mm (15-3/8"x5-1/2"x4-3/4")
Net Weight	2.9Kg (6.4lbs)

● Depressed Center Wheel, Wrench, Side Handle.

## GA7050

15 AMPS



### Angle Grinder 180mm (7")

204

Continuous Rating Input	2,00W
Wheel Diameter	125mm (5")
No Load Speed (RPM)	8,500rpm
Dimensions (LxWxH)	432x200x132mm (17"x7-7/8"x5-3/16")
Net Weight	3.98-5.00Kg (8.8-11.0lbs)

● Wrench, Side Grip, wheel cap.

Not include abrasive disc.

## GA7064

15 AMPS



### Angle Grinder 180mm (7")

218

Continuous Rating Input	2,200W
Wheel Diameter	180mm (7")
No Load Speed (RPM)	6,600rpm
Dimensions (LxWxH)	450x200x144mm (17-3/4"x7-7/8"x5-5/8")
Net Weight	5.34-5.85Kg (11.8-12.9lbs)

● Side Grip, Wheel Cover, Lock Nut Wrench.

Not include abrasive wheel.

## 9558HNRG-240



## GA5020



## GA7082



### Angle Grinder 230 mm (9") - 15 Amp **NEW**

NEW

Carbon Brush	224
Continuous Rating Input	2,700W
Wheel diameter	180 mm (7")
No load speed	8,500 min <sup>-1</sup>
Power supply cord	2.5 m (8.2 ft)
Dimensions (L x W x H)	461 x 200 x 144 mm (18-1/8 x 7-7/8 x 5-5/8")
Net weight	6.0 - 6.5 kg (13.2 - 14.3 lbs.)

## GA7080



## Angle Grinder 180 mm (7") - 15 Amp

NEW

Carbon Brush	224
Continuous Rating Input	2,700W
Wheel diameter	180 mm (7")
No load speed	8,500 min <sup>-1</sup>
Power supply cord	2.5 m (8.2 ft)
Dimensions (L x W x H)	509 x 200 x 144 mm (20 x 7-7/8 x 5-5/8")
Net weight	6.3 - 6.8 kg (13.9 - 15.0 lbs.)

## GA7061

15 AMPS

Esmeriladora angular  
180mm (7")

218

Continuous Rating Input	2,200W
Wheel Diameter	180mm (7")
No Load Speed	8,500rpm
Dimensions (LxWxH)	450x200x145mm (17-3/4"x7-7/8"x5-3/4")
Net Weight	5.53-6.04Kg (12.2-13.3lbs)

● Wrench, Side Handle.

Not include abrasive disc.

## GA7061R

15 AMPS

Angle Grinder  
180mm (7")

218

Continuous Rating Input	2,200W
Wheel Diameter	180mm (7")
No Load Speed (RPM)	8,500rpm
Dimensions (LxWxH)	450x200x145 mm (17-3/4"x7-7/8"x5-3/4")
Net Weight	5.57 - 6.08 kg (12.3 - 13.4 lbs)

● Wrench, Side Grip.

Not include abrasive disc.

## GA7070

AFT



## Angle Grinder 180 mm (7") - 15 Amp

NEW

Carbon Brush	224
Continuous Rating Input	2,800W
Hole diameter	22.23 mm (7/8")
No load speed	8,500 min <sup>-1</sup>
Dimensions (L x W x H)	506 x 200 x 146 mm (20 x 7-7/8 x 5-3/4")
Power supply cord	2.5 m (8.2 ft)
Net weight	6.1 - 6.6 kg (13.5 - 14.6 lbs.)

## GA7911

17.5 AMPS

Angle Sander  
180mm (7")

154

Continuous Rating Input	1,900W
Wheel Diameter	180mm (7")
No Load Speed	7,000rpm
Dimensions (LxWxH)	411mm (16-1/4")
Net Weight	5.5Kg (12.2lbs)

Not include Flanges or Guards.

● Side Grip.

## GA9050

15 AMPS

Angle Grinder  
230mm (9")

204

Continuous Rating Input	2,000W
Wheel Diameter	230mm (9")
No Load Speed (RPM)	6,600rpm
Dimensions (LxWxH)	432x250x132mm (17"x9-7/8"x5-3/16")
Net Weight	4.64-6.94Kg(10.2-15.3lbs)

● Side Grip, Wheel Cover, Wrench.

Not include abrasive wheel.

## GA9070

15 AMPS



## Angle Grinder 230 mm (9") - 15 Amp

NEW

Carbon Brush	224
Continuous Rating Input	2,800W
Hole diameter	22.23 mm (7/8")
No load speed	6,600 min <sup>-1</sup>
Dimensions (L x W x H)	506 x 250 x 146 mm (20 x 9-7/8 x 5-3/4")
Power supply cord	2.5 m (8.2 ft)
Net weight	6.3 - 8.5 kg (13.9 - 18.7 lbs.)

## GA9082

15 AMPS



## Angle Grinder 230 mm (9") - 15 Amp

NEW

Carbon Brush	224
Continuous Rating Input	2,700W
Wheel diameter	230 mm (9")
No load speed	6,600 min <sup>-1</sup>
Power supply cord	2.5 m (8.2 ft)
Dimensions (L x W x H)	461 x 250 x 144 mm (18-1/8 x 9-7/8 x 5-5/8")
Net weight	6.2 - 8.3 kg (13.7 - 18.3 lbs.)

## GA9060R

15 AMPS

Angle Grinder  
230mm (9")

218

Continuous Rating Input	2,200W
Wheel Diameter	230mm (9")
No Load Speed (RPM)	6,600rpm
Dimensions (LxWxH)	450x250x144mm (17-3/4"x9-7/8"x5-5/8")
Net Weight	5.52-7.88Kg(12.8-17.4lbs)

Not include abrasive disc.

● Wrench, Side Grip.

## GA9061

15 AMPS

Angle Grinder  
230mm (9")

218

Continuous Rating Input	2,200W
Wheel Diameter	230mm (9")
No Load Speed (RPM)	6,600rpm
Dimensions (LxWxH)	450x250x145mm (17-3/4"x9-7/8"x5-3/4")
Net Weight	5.63-7.99Kg(12.4-17.6lbs)

Not include abrasive wheel.




● Wrench, Side Grip.



**GA9061R**  
15 AMPS

**Angle Grinder**  
230mm (9")

218

Continuous Rating Input	2.200W
Wheel Diameter	230mm (9")
No Load Speed (RPM)	6.600rpm
Dimensions (LxWxH)	450x250x145mm (17-3/4"x9-7/8"x5-3/4")
Net Weight	5.68-8.04Kg (12.5-17.7lbs)

Not include abrasive wheel.



● Wrench, Side Grip.

**GA9030**  
15 AMPS

**Rotating handle**

**Angle Grinder**  
230mm (9")

204

Continuous Rating Input	2.400W
Wheel Diameter	230mm (9")
No Load Speed (RPM)	6.600rpm
Dimensions (LxWxH)	503x250x140mm (19-3/4"x9-7/8"x5-1/2")
Net Weight	6.26-8.55Kg (13.8-18.9lbs)




Not include abrasive Wheel.

● Wrench, Side Handle.

**GA9080**

**Angle Grinder 230 mm (9") - 15 Amp**

NEW



Carbon Brush	224
Continuous Rating Input	2.700W
Wheel diameter	230 mm (9")
No load speed	6.600 min <sup>-1</sup>
Power supply cord	2.5 m (8.2 ft)
Dimensions (L x W x H)	509 x 250 x 144 mm (20 x 9-7/8 x 5-5/8")
Net weight	6.5 - 8.6 kg (14.3 - 19.0 lbs.)

● Loop handle / Side Handle, Hex Wrench.

**9237C**  
10 AMPS

**Sander-Polisher**  
180mm (7")

318



Continuous Rating Input	1.200W
Capacity	180mm (7")
No Load Speed	0-3.200rpm
Dimensions (LxWxH)	431x198x187mm (17"x7-3/4"x7-3/8")
Net Weight	3.2-3.4Kg (7.0-7.5lbs)
Power Supply Cord	2.5m (8.2ft)

● Loop handle / Side Handle, Hex Wrench.

**9237CB-240**  
10 AMPS

**Polisher**  
180mm (7")

303



Continuous Rating Input	1.200W
Capacity	Wool Pad: 180mm (7") Whool Bonnet: 180mm (7")
Blade Diameter	0-3.200rpm
No Load Speed (RPM)	431x198x187mm (17"x7-3/4"x7-3/8")
Dimensions (LxWxH)	3.2-3.4Kg (7.0-7.5lbs)
Net Weight	2.5m (8.2lbs)

● Side Handle, Hex Wrench, Accessory Set.

**SA7000C**  
11 AMPS

**Angle Sander**  
180mm (7")

204



Continuous Rating Input	1.600W
Abrasive Disc Size	180mm (7")
Capacity	Pad: 180mm(7")
No Load Speed	0-4.000rpm
Dimensions (LxWxH)	453x170x136mm (17-7/8"x6-11/16"x5-3/8")
Net Weight	3.5-3.6Kg (7.7-7.9lbs)

● Pad 170 (DIN), Lock Nut Wrench, Side Grip, Head Cover.

**GV5010**

**Disc Sander**  
125mm (5")

75



Continuous Rating Input	400W
Abrasive Disc Size	125mm (5")
Capacity	Pad: 120mm(4-3/4")
No Load Speed (RPM)	0-4.500rpm
Dimensions (LxWxH)	200x74x181mm (7-7/8"x2-15/16"x7-1/8")
Net Weight	1.2Kg (2.6lbs)

● Abrasive Disc, Plastic Pad, Side Grip, Hex Socket Head Bolt, Washer, Hex Wrench.

**GV7000C**

**Disc Sander**  
180mm (7")

303




Continuous Rating Input	900W
Abrasive Disc Size	180mm (7")
Capacity	Pad: 180mm(7")
No Load Speed (RPM)	2.500-4.700rpm
Overall Length	210mm (8-1/4")
Net Weight	2.1Kg (4.7lbs)

● Abrasive disc, Rubber pad, Lock Nut Wrench, Wrench, Side Handle.

**PW5001C**  
7.9 AMPS

**Stone Polisher**  
100-125mm (4-5")

318

Continuous Rating Input	900W
Wheel Diameter	100-125mm (4-5")
No Load Speed (RPM)	2.000-4.000rpm
Overall Length	359mm (14-1/8")
Net Weight	2.3-2.6Kg(5.1-5.7lbs)



\*Prevents electric shock to the operator.

● Ruber Pad 100 (5/8"), Side Grip, Wrench .

**GD0600**

**Die Grinder**  
6mm (1/4")

325

Continuous Rating Input	400W
Capacity	Collet: 3-6mm
No Load Speed (RPM)	25.000rpm
Dimensions (LxWxH)	358x82x82mm (14-1/8"x3-1/4"x3-1/4")
Net Weight	1.71-1.87Kg(3.77-4.12lbs)

● Hex Wrench (2x)

Tool does not come with accessories.

## GD0603



## Die Grinder

6mm (1/4")

64

Continuous Rating Input	240W
Capacity	Collet: 6mm o 1/4"
Max Wheel Diameter	19mm
Diameter of Grip	65mm
No Load Speed (RPM)	28,000rpm
Dimensions (LxWxH)	289x64x67mm (11-3/8"x2-1/2"x2-5/8")
Net Weight	0.98Kg (2.16lbs)

● Hex Wrench (2x)

Tool does not come with accessories.

## GD0801C



## Die Grinder

8mm (1/4")

318

Continuous Rating Input	750W
Capacity	Collet: 8 mm (1/4")
No Load Speed	7,000-29,000rpm
Dimensions (LxWxH)	390x75x88mm (15-3/8"x2-15/16"x3-1/2")
Net Weight	1.96-1.97Kg (4.32-4.34lbs)

● Hex Wrench (2x)

Tool does not come with accessories.

## GS5000



## Straight Grinder

125mm (5")

204

Continuous Rating Input	750W
Wheel Diameter	125mm (5")
No Load Speed (RPM)	5,600
Dimensions (LxWxH)	590x189x116mm (23-1/4"x7-7/16"x4-9/16")
Net Weight	5.0-5.2Kg (11.0-11.5lbs)
Power Supply Cord	2.5mm (8.2ft)

● Grinding Wheel, Hex Wrench, Wrench.

## GB602



## Bench Grinder

NEW

Continuous Rating Input	250W
Wheel diameter	150 mm (6")
Wheel width	16 mm (5/8")
Hole diameter	12.7 mm (1/2")
H.P.	1/3
No load speed (RPM)	2,850 (50 Hz) / 3,450 (60 Hz)
Dimensions (L x W x H)	375 x 205 x 286 mm (14-9/64 x 8 x 11-17/64")
Net weight	9.31 - 9.08 kg (20.02 - 20.52 lbs.)

## GB801



## Bench Grinder

205mm (8")

Continuous Rating Input	550W
Wheel Diameter	205 mm (8")
Hole Diameter	15.88 mm (5/8")
Wheel width	19mm (3/4")
H.P.	3/4
No Load Speed (RPM)	2,850 (50 Hz) / 3,450 (60 Hz)
Dimensions (L x W x H)	395 x 265 x 333 mm (15-9/16 x 10-7/16 x 13-7/64")
Net Weight	19.91 - 19.63 kg (43.89 - 43.28 lbs.)

● Protector, 2 emery wheels.

## 9032



## Belt Sander

9x533mm (3/8"x21")

408

Continuous Rating Input	500W
Belt Size	9x533mm (3/8"x21")
Belt Speed	300-1,700m/min (980-5,600ft/min)
Max Sanding Depth	110mm (4-5/16")
Longitud total	420mm (16-1/2")
Net Weight	1.6Kg (3.5lbs)

● Abrasive Belt.

## 9910



## Belt Sander

76x457mm (3"x18")

411

Continuous Rating Input	650W
Belt Size	76x457mm (3"x18")
Belt Speed	270m/min (900ft/min)
Overall Length	262mm (16-1/2")
Net Weight	2.7Kg (6.0lbs)

● Abrasive Belt, Dust Bag Assembly.

## 9902



## Bel Sander

76x533mm (3"x21")

303

Continuous Rating Input	1,010W
Belt Size	76x533mm (3"x21")
Belt Speed	210-440m/min. (690-1,440ft/min)
Overall Length	296mm (11-5/8")
Net Weight	4.3Kg (9.5lbs)

● Abrasive Belt, Dust Bag Assembly.

## 9920



## Belt Sander

76x610mm (3"x24")

303

Continuous Rating Input	1,010W
Belt Size	76x610mm (3"x24")
Belt Speed	210-440m/min. (690-1,440ft/min)
Overall Length	334mm (13-1/8")
Net Weight	4.5Kg (9.9lbs)

● Abrasive Belt, Dust Bag Assembly.

## 9924DB



## Belt Sander

76x610mm (3"x24")

124

Continuous Rating Input	850W
Belt Size	76x610 620mm (3"x24 24-3/8")
Belt Speed	400m/min. (1,300ft/min)
Overall Length	355mm (14")
Net Weight	4.8Kg (10.6lbs)

● Abrasive Belt, Carbon Plate, Dust Bag Assembly

9404



### Belt Sander

303

Continuous Rating Input	1,010W
Belt Size	100x610mm (4"x24")
Belt Speed	210-440m/min. (660-1,440ft/min)
Overall Length	334mm (13-1/8")
Net weight	4.8Kg (10.6lbs)

● Abrasive Belt, Dust Bag Assembly.

9403



### Belt Sander

303

Continuous Rating Input	1,200W
Belt Size	100x610mm (4"x24")
Belt Speed	500m/min. (1,640ft/min)
Overall Length	353mm (13-7/8")
Net Weight	5.7Kg (12.6lbs)

● Abrasive Belt, Dust bag Assembly.

9046



### Orbital Sander

419

Continuous Rating Input	600W
Pad Size	115x229mm (4-1/2"x9")
Abrasive Papper Size	115x280mm (4-1/2"x11")
Orbits Per Minute (OPM)	6,000
Overall Length	283mm (11-1/8")
Orbit Diameter	5mm (3/16")
Net Weight	3.1Kg (6.8lbs)

● Abrasive paper (6x), paper dust bag.

BO3710



### Finishing Sander

75

Continuous Rating Input	190W
Pad size	93x185mm (3-5/8"x7-1/4")
Abrasive paper size	93x228mm (3-5/8"x9")
Orbits Per Minute (OPM)	11,000
Dimensions (LxWxH)	253x92x154 mm (10"x3-5/8"x6-1/16")
Net Weight	1.6Kg (3.5lbs)

● Abrasive Paper, Punch Plate, Dust Bag.

BO4557



### Finishing Sander

407

Continuous Rating Input	180W
Pad Size	112x102mm (4-3/8"x4")
Abrasive Paper Size	114x140mm (4-1/2"x5-1/2")
Orbits Per Minute (OPM)	14,000
Dimensions (LxWxH)	131x12x137mm (5-1/8"x4-3/8"x5-3/8")
Net Weight	1.0Kg (2.1lbs)

● Abrasive Paper, Paper Dust Bag, Paper Dust Bag Holder.

BO4556



### Finishing Sander

407

Continuous Rating Input	200W
Pad Size	112x102mm (4-3/8"x4")
Abrasive Paper Size	114x140mm (4-1/2"x5-1/2")
Orbits Per Minute (OPM)	14,000
Dimensions (LxWxH)	131x112x141mm (5-1/8"x4-3/8"x5-9/16")
Net Weight	1.1Kg (2.5lbs)

● Abrasive Paper, Punch Plate, Dust Bag.

BO4558



### Finishing Sander

407

Continuous Rating Input	200W
Pad Size	112x102mm (4-3/8"x4")
Abrasive Paper Size	114x140mm (4-1/2"x5-1/2")
Orbits Per Minute (OPM)	14,000
Dimensions (LxWxH)	131x112x141mm (5-1/8"x4-3/8"x5-9/16")
Net Weight	1.2Kg (2.6lbs)

● Abrasive Paper, Dust Bag Assembly , Base.

BO4900



### Finishing Sander

407

Continuous Rating Input	330W
Pad Size	115x229mm (4-1/2"x9")
Abrasive Paper Size	115x232mm (4-1/2"x9-1/8")
Orbits Per Minute (OPM)	10,000
Overall Length	289mm (11-3/8")
Net Weight	2.7Kg (6.0lbs)

● Abrasive Paper, Paper Dust Bag, Paper Dust Bag Holder.

BO5030/BO5031



### Random Orbit Sander

407

Continuous Rating Input	300W
Pad Size	123mm (4-7/8")
Abrasive Disc Size	125mm (5")
Orbits Per Minute (OPM)	BO5030: 12,000 BO5031: 4,000-12,000
Dimensions (LxWxH)	153x123x125mm (6"x4-7/8"x6")
Net Weight	1.3Kg (2.9lbs)

● Abrasive Disc (7430818), Dust Bag.

BO6030



### Random Orbit Sander

407

Continuous Rating Input	310W
Pad Diameter	150mm (6")
Abrasive Disc Size	150mm (6")
Orbits Per Minute (OPM)	4,000-10,000
Overall Length	309mm (12-1/8")
Orbit Diameter	3.0mm (1/8")
Net Weight	2.4Kg (5.2lbs)

● Abrasive Disc, Dust Bag Assembly.



## BO6050J



## Random Orbit Sander

326

Continuous Rating Input	750W
Pad Diameter	150mm (6")
Abrasive Disc Size	150mm (6")
Orbits Per Minute (OPM)	1,600-6,800
Orbit Diameter	5.5mm (7/32")
Dimensions (LxWxH)	330x155x145mm (13"x6-1/8"x5-3/4")
Net Weight	2.6Kg (5.7lbs)
Power Supply Cord	2.5m (8.2ft)

● Velcro 6" sandpaper for painting, Side Grip, Dust Nozzle, Protector, Makpac box.

## PC5010C



## Concrete Planer

253

Continuous Rating Input	1,400W
Wheel Diameter	125mm (5")
Hole Diameter	22.23 mm (7/8")
No Load Speed (RPM)	4,000 - 9,000 rpm
Dimensions (LxWxH)	350x231x179 mm (13-3/4"x9-1/8"x7")
Net Weight	2.5 - 3.6 kg (5.5 - 7.9 lbs.)
Power supply cord	4.0 m (13.1 ft)

● Offset diamond wheel, Lock Nut Wrench, Hex Wrench, Dust Bag, Brush Set, Front Grip.

## PO5000C

Orbital rotary mode  
Eccentric mode

## Random Orbit Polisher

Continuous Rating Input	900W
Pad size	125mm (5") / 150mm (6")
Orbits Per Minute	0-6,800
Velocidad por minuto	0-13,600
No Load Speed (RPM)	0-780
Dimensions (LxWxH)	451x123x134mm (17-3/4"x4-7/8"x5-1/4")
Net Weight	2.8-3.0Kg (6.2-6.5lbs)

● Hex Wrench, Pad

## LS1110F



## Slide Compound Miter Saw

NEW

Continuous Rating Input	1,450W
Max cutting capacity	0°: 91 x 305 mm (3-5/8" x 12") 45°: 91 x 215 mm (3-5/8" x 8-1/2")
Wheel diameter	255 - 260 mm (10 - 10-1/4")
Dimensions (L x W x H)	745 x 497 x 565 mm (29-1/4 x 19-1/2 x 22-1/4")
Net weight	16.4 kg (36.2 lbs.)
Power supply cord	2.0 m (6.6 ft)

## LS1018L



## Slide Compound Miter Saw

Continuous Rating Input	1,430W
Wheel Diameter	255-260mm (10-10-1/4")
Miter Angle	Miter Angle: 47°L/60°L Bevel angle: 45°L/45°R
Max Cutting Capacity	a 90 grades: 91x305mm (3-5/8"x12") a 45 grades: 91x215mm (3-5/8"x8-1/2")
No Load Speed (RPM)	4,300
Dimensions (LxWxH)	825x536x633mm (32-1/2"x21-1/8"x24")
Net Weight	20.6Kg (45.4lbs)
Power Supply Cord	2.5m (8.2ft)

● TCT Saw Blade, vertical vise, socket wrench, triangular rule, dust bag, holder assembly.

## LS1019L



## Slide Compound Miter Saw

Continuous Rating Input	1,510W
Wheel Diameter	260 mm (10-1/4")
Miter Angle	60° L / 60° R
Max Cutting Capacity	a 90 grades: 91x279mm (3-5/8"x12") a 45 grades: 91x197mm (3-5/8"x12")
Bevel / Miter	90°/90°: 68 / 310 mm 90°/90°: 91 / 279 mm (3-5/8" / 11")
	90°/45°LR: 68 / 218 mm 90°/45°LR: 91 / 197 mm (3-5/8" / 7-3/4")
No Load Speed (RPM)	3,200
Dimensions (LxWxH)	805x644x660 mm (31-3/4"x25-3/8"x26")
Net Weight / Power Supply Cord	26.3 kg (57.9 lbs.) / 2.5m (8.2ft)

● TCT Saw Blade, Dust Bag, Triangular Rule, Vertical Vise, Socket Wrench, Hex Wrench, Holder Assembly.

## LS1030N



## Miter Saw

153

Continuous Rating Input	1,650W
Max Cutting Capacity	a 90 grades: 90.5x95mm (3-9/16"x3-3/4") a 45 grades: 90.5x67mm (3-9/16"x2-5/8")
Wheel Diameter	260 mm (10-1/4")
No Load Speed	4,600rpm
Dimensions (LxWxH)	530x476x532 mm (20-7/8"x18-3/4"x21")
Net Weight	12.1Kg (26.7lbs)

## LS1219L



## Slide Compound Miter Saw

NEW

Continuous Rating Input	1,800W
Wheel diameter	305 mm (12")
Bevel angle	48° L 48° R
Miter angle	60° L 60° R
Max cutting capacity	0° Miter: 107 x 363 mm (4-1/4 x 14-1/4") 45° Miter, LR: 107 x 255 mm (4-1/4 x 10")
No load speed (RPM)	3,200 min <sup>-1</sup>
Dimensions (L x W x H)	898 x 664 x 725 mm (35-1/4 x 26-1/8 x 28-1/2")
Net weight	29.5 kg (65 lbs.)

## LS1221



## Compound Miter Saw

154

Continuous Rating Input	1,650W
Max Cutting Capacity	90 grades: 98x153mm (3-7/8"x6") 45 grades: 70x149mm (2-3/4"x5-7/8")
Blade Diameter	305mm (12")
No Load Speed (RPM)	4,000rpm
Dimensions (LxWxH)	674x610x607mm (26-1/2"x24"x23-7/8")
Net Weight	16.8Kg (37.0lbs)

● Carbide-Tipped Saw Blade, Elbow, Socket Wrench, Socket Wrench, Dust Bag.

## MLS100



## Compound Miter Saw

Continuous Rating Input	1,500W
Capacity	90 grades: 75x130mm (3-9/16"x3-3/4") 45 grades: 75x90mm (2-5/16"x3-1/2")
Blade Diameter	255mm (10")
No Load Speed (RPM)	4,200rpm
Dimensions (LxWxH)	610x485x515mm (24"x19-1/8"x20-1/4")
Net Weight	14.7Kg (32.4lbs)
Power Supply Cord	2.5m (8.2ft)

● Carbide-tipped Saw Blade, Wrench, Dust Bag, Holder (2x), Vertical Vise, triangular rule, base.

## LH1201FL



### Table Top Miter Saw 305mm (12")

Continuous Rating Input	1.650W
Max Cutting Capacity	90°: 62 x 200 mm (2-7/16" x 7-7/8") 90°: 95 x 155 mm (3-3/4" x 6-1/8") 90°, Table Saw: 52 mm (2-1/16")
Blade Diameter	305mm (12")
No Load Speed (RPM)	3,800rpm
Dimensions (LxWxH)	610x535x692mm (24"x21"x27-1/4")
Net Weight	20.9Kg(46.1lbs)

## MLT100



### Table Saw 255mm (10")

JM23000123

Continuous Rating Input	1.500W
Max Cutting Capacity	a 90 grades: 91mm (3-9/16") a 45 grades: 63mm (2-1/2")
Blade	260mm (10-1/4")
No Load Speed (RPM)	4.300rpm
Dimensions (LxWxH)	726x984x333mm (28-1/2"x38-3/4"x13-1/8")
Net Weight	34.1Kg (75.2lbs)

## 2703



### Table Saw 255mm (10")

154

Continuous Rating Input	1.650W
Max Cutting Capacity	90 grades: 91mm (3-9/16") 45 grades: 63mm (2-1/2")
Blade Diameter	255mm (10")
No Loas Speed	4.600rpm
Dimensions (LxWxH)	686x560x308mm (27"x22"x12-1/8")
Net Weight	17.8-18.9Kg(39.2-41.7lbs)

## 2703X1



### Table Saw 255mm (10")

154

Continuous Rating Input	1.650W
Max Cutting Capacity	a 90 grades: 91mm (3-9/16") a 45 grades: 63mm (2-1/2")
Blade Diameter	255mm (10")
No Load Speed	4.600rpm
Dimensions (LxWxH)	686x560x308mm (27"x22"x12-1/8")
Net Weight	17.8-18.9Kg(39.2-41.7lbs)

## 2704



### Table Saw 255mm (10")

154

Continuous Rating Input	1.650W
Max Cutting Capacity	90 grades: 93mm (3-9/16") 45 grades: 64mm (2-1/2")
Blade Diameter	260mm (10-1/4")
No Load Speed	4.800rpm
Bevel Cutting Capacity	-0.5- 45.5
Dimensions (LxWxH)	665x766x344mm (26-1/4"x30-1/4"x13-1/2")
Net Weight	34.9Kg (7.9lbs)

## SJ401



### Scroll Saw

Continuous Rating Input	50W
Capacity	Depth of cut: 50mm (2") Entry: 406mm (16")
Longitud de recorrido	18mm (11/16")
Strokes Per Minute (SPM)	400-1.600
Overall Lenght	600mm (23-5/8")
Net Weight	14.1Kg (31lbs)

● Recipro Saw Blade, Hex Wrench, .

## HS7600



### Circular Saw 185mm (7-1/4")

303

Continuous Rating Input	1.200W
Max Cutting Capacity	90 grades: 64mm (2-1/2") 45 grades: 42mm (1-5/8")
Blade Diameter	185mm (7-1/4")
No Load Speed (RPM)	5.200
Dimensions (LxWxH)	309x234x255mm (12-1/8"x9-1/4"x10")
Net Weight	3.8Kg(8.3lbs)
Power Supply Cord	2.5m (8.2ft)

● Carbide-Tipped Saw Blade, Hex Wrench, Rip Fence (Guide Rule).

## HS7010



### Circular Saw

Continuous Rating Input	1.600W
Max Cutting Capacity	90 grades: 65/67mm (2-9/16" / 2-5/8") 45 grades: 44/45mm (1-3/4" / 1-3/4")
Blade Diameter	185-190mm (7-1/4" / 7-1/2")
No Load Speed (RPM)	5.500
Dimensions (LxWxH)	300x240x261mm (11-3/4"x9-1/2"x10-1/4")
Net Weight	4.0Kg (8.9lbs)
Power Supply Cord	2.5m (8.2ft)

● Carbide-tipped Saw Blade, Hex Wrench, Rip Fence (Guide Rule).

## 5007N / K



### Circular Saw 185mm (7-1/4")

5007N 154

Continuous Rating Input	1.800W
Max Cutting Capacity	90 grades: 63.5mm (2-1/2") 45 grades: 45mm (1-3/4") 50 grades: 35mm (1-3/8")
Blade Diameter	185mm (7-1/4")
No Load Speed	5,800rpm
Dimensions (LxWxH)	317x240x265mm (12-1/2"x9-1/2"x10-3/8")
Net Weight	5Kg(11lbs)

● Carbide Tipped Saw Blade, Hex Wrench, Rip Fence (Guide Rule).

## 5007MG



### Circular Saw 185mm (7-1/4")

154

Continuous Rating Input	1.800W
Mac Cutting Capacity	90 grados: 63.5mm (2-1/2") 45 grados: 45mm (1-3/4") 56 grados: 35mm (1-3/8")
Blade Diameter	185mm (7-1/4")
No Load Speed	5,800rpm
Dimensions (LxWxH)	317x240x265mm (12-1/2"x9-1/2"x10-3/8")
Net Weight	4.6Kg(10.1lbs)

● Carbid-Tipped Saw Blase, Hex Wrench, Rip Fence (Guide rule).

## 5477NB

Hypoid Saw  
185mm (7-1/4")

154

Max Cutting Capacity	90 grades: 60mm (2-3/8")
	45 grades: 44mm (1-3/4")
	50 grades: 40mm (1-9/16")
Blade Diameter	185mm (7-1/4")
No Load Speed	4,500rpm
Dimensions (LxWxH)	442x183x254mm (17-3/8"x7-1/4"x10")
Net Weight	6.3Kg (13.9lbs)

● Carbide-Tipped Saw Blade, Hex Wrench.

## 5008MG

Circular Saw  
210mm (8-1/4")

154

Continuous Rating Input	1,800W
Max Cutting Capacity	90 grades: 75.5mm (3")
	45 grades: 57mm (2-1/4")
	50 grades: 51.5mm (2")
Blade Diameter	210mm (8-1/4")
No Load Speed	4,900rpm
Dimensions (LxWxH)	332x243x277mm (13-1/8"x9-9/16"x10-7/8")
Net Weight	4.8Kg (10.6lbs)

● Carbide-Tipped Saw Blade, Hex Wrench, Guide Rule.

## N5900B

Circular Saw  
235mm (9-1/4")

154

Continuous Rating Input	2,000W
Max Cutting Capacity	90 grades: 85mm (3-3/8")
	45 grades: 60mm (2-3/8")
	50 grades: 53mm (2-1/16")
Blade Diameter	235mm (9-1/4")
No Load Speed (RPM)	4,100rpm
Overall Length	380mm (15")
Net Weight	6.8Kg (14.8lbs)

● Carbide Tipped Saw Blade, Hex Wrench, Rip Fence (Guide rule).

## HS0600

Circular Saw  
260mm (10-1/4") / 270mm

Blade Diameter	260/270mm (10-1/4/10-5/8")
Max Cutting Capacity	90 grades: 97/101mm (3-13/16/4")
	45 grades: 68/71mm (2-11/16/2-13/16")
	50 grades: 61/63mm (2-3/8/2-1/2")
No Load Speed	4,300
Dimensions (LxWxH)	418x273x324mm (16-1/2"x10-3/4"x12-3/4")
Net Weight	6.9Kg (15.2lbs)
Power Supply Cord	2.5m (8.2ft)

● TCT Saw Blade, Hex Wrench, Rip Fence (guide rule).

## 5402NA

Circular Saw  
415mm (16-5/16")

203

Continuous Rating Input	1,650W
Max Cutting Capacity	90 grades: 158mm (6-1/4")
	45 grades: 106mm (4-3/16")
	415mm (16-5/16")
No Load Speed (RPM)	2,200
Overall Length	616mm (24-1/4")
Net Weight	12.5Kg (27.6lbs)
Power Supply Cord	5.0m (16.4ft)

● Carbide-Tipped Saw Blade, Hex Wrench, Guide Rule.

## SP6000

Model SP6000  
with guide 1.4m  
part no. 194368-5Plunge Cut Circular Saw  
165mm (6-1/2")

303

Continuous Rating Input	1,300W
Capacity	90 grades: 56mm (2-3/16")
	45 grades: 40mm (1-9/16")
	48 grades: 38mm (1-1/2")
Blade Diameter	165mm (6-1/2")
No Load Speed (RPM)	2,000-5,800rpm
Dimensions (LxWxH)	341x225x250mm (13-3/8"x7-8/8"x9-7/8")
Net weight	4.1Kg (9lbs)
Power Supply Cord	2.5m (8.2ft)

● Carbide-tipped saw blade, Hex Wrench, Rip Fence (Guide Rule) 1.4m (194368-5).

## 4327



## Jig Saw

75

Continuous Rating Input	450W
Capacity	Wood: 65mm (2-9/16")
	Steel: 6mm (1/4")
Length of Stroke	18mm (11/16")
Strokes Per Minute (SPM)	500-3,100
Dimensions (LxWxH)	224x77x197mm (8-7/8"x3"x7-3/4")
Net Weight	1.9Kg (4.2lbs)

● Jig Saw Blade, Hex Wrench.

## 4329K



## Jig Saw

75

Capacity	Wood: 65mm (2-9/16")
	Steel: 6mm (1/4")
Length of Stroke	18mm (11/16")
Strokes Per Minute (SPM)	500-3,100
Dimensions (LxWxH)	223x77x197mm (8-3/4"x3"x7-3/4")
Net Weight	1.9Kg (4.2lbs)

● Hex Wrench.

## JV0600K



## Jig Saw

64

Continuous Rating Input	650W
Capacity	Wood: 90mm (3-1/2")
	Steel: 10mm (3/8")
Length of travel	23mm (7/8")
Strokes Per Minute (SPM)	500-3,100
Dimensions (LxWxH)	236x77x199mm (9-1/4"x3"x7-7/8")
Net Weight	2.4Kg (5.2lbs)

● Hex Wrench, Jig Saw Blade.

## 4350T



## Jig Saw

407

Continuous Rating Input	580W
Capacity	Wood: 135mm (5-5/16")
	Steel: 10mm (3/8")
Length of Stroke	26mm (1")
Strokes Per Minute	2,800
Dimensions (LxWxH)	236x73x207mm (9-1/4"x2-7/8"x8-1/8")
Net Weight	2.7Kg (5.8 lbs)

● Hex Wrench, Jig Saw Blade Set, Cover Plate, Anti-Splintering Device.





## 4350FCT

### Jig Saw

419



Continuous Rating Input	720W
Capacity	Wood : 135mm (5-5/16")
	Steel: 10mm (3/8")
Length of Stroke	26mm (1")
Strokes Per Minute (SPM)	800-2,800
Dimensions (LxWxH)	236x73x207mm (9-1/4"x2-7/8"x8-1/8")
Net Weight	2.7Kg (5.8 lbs)
Power Supply Cord	2.5m (8.2ft)

● hex Wrench, Jig Saw Blade Set.

## 1600

### Power Planer

80mm (3-1/8")

100



Continuous Rating Input	750W
Planing Width	80mm (3-1/8")
Planing Depth	3mm (1/8")
No Load Speed	16,000
Overall Length	375mm (14-3/4")
Net Weight	5.3Kg (11.8lbs)
Power Supply Cord	5.0m (16.4ft)

● Sharpening Holder Assembly, Triangular Rule, Socket Wrench, Planer Blade.

## KP0800 / K

### Power Planer

82mm (3-1/4")

408



Continuous Rating Input	620W
Planing Width	82mm (3-1/4")
Planing Depth	2.5mm (3/32")
No Load Speed (RPM)	17,000
Dimensions (LxWxH)	285x158x158mm (11-1/4"x6-1/4"x6-1/4")
Net Weight	2.8Kg (6.2 lbs)

● Planer Blade, Blade Gauge, Socket Wrench, Dust Nozzle.  
KP0800K: Case.

## 1912B

### Planer

110mm (4-3/8")

107



Continuous Rating Input	850W
Cutting Width	110mm (4-3/8")
Cutting Depth	2mm (1/16")
No Load Speed	16,000
Overall Length	355mm (14")
Net weight	4.2Kg (9.3lbs)

● Set Blade, Socket Wrench.



5477NB



SP6000

## 1805N

### Power Planer

155mm (6-1/8")

124



Continuous Rating Input	1,140W
Planing Width	155mm (6-1/8")
Planing Depth	2mm (1/16")
No Load Speed (RPM)	15,000
Overall Length	445mm (17-1/2")
Net Weight	7.9Kg (17.3 lbs)

● Blade Set, Socket Wrench, Sharpening Holder Assembly, Blade Gauge.

## 2012NB

### Planer

304mm (12")

124



Continuous Rating Input	1,650W
Cutting Width	304mm (12")
Cutting Depth	Cutting Width 0-150mm: 3mm (1/8")
	Cutting Width 150-240mm: 1.5mm (1/16")
No Load Speed (RPM)	8.5m (27.9ft)
Table Size (WxL)	304x771mm (12"x30-3/8")
Dimensions (LxWxH)	483x771x401mm (19"x30-3/8"x15-13/16")
Net Weight	27.1-27.6Kg (59.7-60.9lbs)

● Hex Wrench, Wrench, Magnetic Holder (2x)

## 3606

7 AMPS

### Router

6mm (1/4")

107



Continuous Rating Input	760W
Capacity	Collet: 6mm (1/4")
No Load Speed	30,000
Overall Length	181mm (7-1/8")
Net Weight	2.5Kg (5.5lbs)

● Collet 6mm (1/4"), Clamp Nut, Wrench (2x).

## RD1101

11 AMPS

### Router

12mm (1/2")

303



Continuous Rating Input	1,100W
Capacity	Collet: 1/2" y 1/4"
No Load Speed (RPM)	8,000-24,000
Net Weight	3.4Kg (7.4 lbs)
Power Supply Cord	2.5m (8.2ft)

● Collet cone (1/2"), collet adapter (1/4"), wrench (x2).

## RF1101

11 AMPS

### Router

12mm (1/2")

303



Continuous Rating Input	1,100W
Capacity	Collet: 1/2" y 1/4"
Plunge Capacity	0-55mm (2-3/16")
No Load Speed (RPM)	8,000-24,000rpm
Overall Height	223mm (8-3/4")
Net Weight	3.3Kg (7.3 lbs)

● Collet cone (1/2"), collet adapter (1/4"), wrench (x2).

## RP0900K

8 AMPS



### Router

6mm (1/4")

107

Continuous Rating Input	900W
Capacity	Collet: 6mm (1/4") 27.000rpm
No Load Speed (RPM)	256x110x217mm (10-3/32"x4-5/16"x8-17/32")
Dimensions (LxWxH)	2.7Kg (6.0lbs)
Net Weight	

- Straight guide, spanner (x2), Case.

## RP1803-240

NEW



### Router

Continuous Rating Input	1,650W
Capacity: Collet size	12/ N/A mm (N/A/ 1/2")
Plunge capacity	0 - 70 mm (0 - 2-3/4")
Base diameter	170 x 155 mm (6-11/16 x 6-1/8")
No load speed (RPM)	22,000
Dimensions (L x W x H)	155 x 294 x 312 mm (6-1/8 x 11-5/8 x 12-1/4")
Power supply cord	4.0 m (13.1 ft)
Net weight	6.2 kg (13.7 lbs.)

### Router

12mm (1/2")

203

Continuous Rating Input	2,100W
Capacity	Collet: 12mm or 1/2"
Depth adjustment	0-70mm (6-11/16")
No Load Speed (RPM)	9,000-22,000
Dimensions (LxWxH)	155x294x312mm (6-1/8"x11-5/8"x12-1/4")
Net Weight	6.1Kg (13.4lbs)

- Collet Cone, wrench, Screw M6x135

Type precise depth adjustment.

## RP2301FC

15 AMPS



### Router

Continuous Rating Input	2,100W
Capacity: Collet size	12/ N/A mm (N/A/ 1/2")
Plunge capacity	0 - 70 mm (0 - 2-3/4")
Base diameter	170 x 155 mm (6-11/16 x 6-1/8")
No load speed (RPM)	9,000 - 23,000
Dimensions (L x W x H)	155 x 294 x 327 mm (6-1/8 x 11-5/8 x 12-7/8")
Power supply cord	4.0 m (13.1 ft)
Net weight	6.2 kg (13.7 lbs.)

### Router

No Load Speed	10,000-30,000rpm
Overall Length	7-7/8"
Net Weight	1.7Kg (3.9lbs)
Output Power (HP)	1-1/4

- Straight guide, Lock Nut Wrench(x2)

## RT0700CX2

6.5 AMPS

Includes base 196091-8

Include base 196094-2



Include base 196092-6

This base 196093-4 sold by separated

### Router

6mm (1/4")

411

Continuous Rating Input	710W
Capacity	Collet: 6mm (1/4") , 8mm (3/8") 10,000-30,000rpm
No Load Speed	89x89x200mm (3-1/2"x3-1/2"x7-7/8")
Dimensions (LxWxH)	1.8-2.7Kg (3.9-6.0 lbs)
Net Weight	

- Trimming base, straight guide, Collet cone (2x), Wrench (2x).



## RP1803-240

## 3709

4.6 AMPS



### Trimmer

6mm (1/4")

408

Continuous Rating Input	530W
Capacity	Collet: 6mm (1/4") 30,000
No Load Speed	82x90x199mm (3-1/4"x3-1/2"x7-7/8")
Dimensions (LxWxH)	1.5Kg (3.3lbs)
Net Weight	

- Edging guide, Straight Guide Assembly, Templet Guide, Straight But, Wrench (2x), Collet Cone 6mm (1/4"), chip deflector.

## 3711-240



### Trimmer

6mm (1/4")

Continuous Rating Input	530W
Collet Size	6 mm (1/4")
Base Inner	35 mm (1-3/8")
No Load Speed (RPM)	32,000
Plunge Capacity	0 - 42 mm (0 - 1-5/8")
Dimensions (L x W x H)	82 x 90 x 211 mm (3-1/4 x 3-1/2 x 8-5/16")
Net weight	1.5 kg (3.3 lbs.)
Power supply cord	2.5 m (8.2 ft)

## RT0701C

6.5 AMPS



### Router

408

No Load Speed	10,000-30,000rpm
Overall Length	7-7/8"
Net Weight	1.7Kg (3.9lbs)
Output Power (HP)	1-1/4

- Straight guide, Lock Nut Wrench(x2)

## 3706

5 AMPS



### Cut-out Tool

6.35mm (1/4")

64

Continuous Rating Input	550W
Capacity	Collet: 3.18mm (1/8") or 6.35mm (1/4") 32,000
No Load Speed	250mm (9-7/8")
Overall Height	1.1Kg (2.4lbs)
Net Weight	

- Collet Sleeve 3.18mm (1/8"), Collet Cone 6.35mm (1/4"), Collet Nut, Reducer, Wrench 12, Wrench Holder.

## TM3000CX6

### Multi Tool

458



Continuous Rating Input	320W
Strokes Per Minute	6.000-20.000
Dimensions (LxWxH)	275x64x92mm (10-7/8"x2-1/2"x3-5/8")
Net Weight	1.4-1.5kg (3.2-3.3lbs)

- Oscillating multi tool accessories, wrench, tool box.

## VR1000/X/X2

### Concrete Vibrator

204



Continuous Rating Input	1,900W
Vibrator diameter	35 mm (1-3/8")
Square Drive	8 mm (5/16")
Flexible Shaft Assembly	1.5, 3.5, 4.5 m (4.9, 11.5, 14.8 ft)
Vibrations per minute	16,000
Dimensions (L x W x H)	387x109x123 mm (15-1/4"x4-1/4"x4-7/8")
Net weight	3.6 kg (8.0 lbs.)

VR1000X: VR1000 + 198701-3 3.5M SHAFT  
VR1000X2: VR1000 + 198702-1 4M SHAFT

## PJ7000

### Plate Joiner

458



Optional  
A-95118



Continuous Rating Input	701W
Blade Diameter	100mm (4")
No Load Speed (RPM)	11.000rpm
Dimensions (LxWxH)	302x139x145mm (11-7/8"x5-1/2"x5-3/4")
Net Weight	2.8Kg (6.2 lbs)

- Cutter Blade, Angle guide, Dust Bag, set plate, Socket Wrench.

## HG6530VK/-240

### Heat Gun



Continuous Rating Input	2,000W
Air Temperature (grades C)	50-650
Air Flow	Stage 1: 280 L/min Stage 2: 280 L/min Stage 3: 550 L/min
Dimensions (L x W x H)	253x85x205 mm (10"x3-3/8"x8-1/8")
Net weight	0.73 kg (1.6 lbs.)
Power supply cord	2.0 m (6.6 ft)

## AF506

### Pneumatic Brand Nailer

18Ga



Capacity	Length: 15-50mm (5/8"-2") Gauge: 18Ga 100pcs
Operating Pressure	0.39-0.78MPa (60-115PSI)
Dimensions (LxWxH)	260x64x237mm (10-1/4"x2-1/2"x9-3/8")
Net Weight	1.4Kg (3.1lbs)

- Oil supply, Safety Googles.

## LD030P

### LED light screen



### Distance measuring laser

Measuring Range	0.20-30m
Operating Temperature	0°C to 40°C
Storage Temperature	-25°C-70°C
Tolerance	+2.0mm /10m
Max measuring tolerance	+3.0mm/10m
Diameter of Laser Point	6mm/10m
Laser Type	Class 2: 635nm
Power Supply	AAA 1.5V, 2 pzas.
Dimensions (LxWxH)	117x53x25mm (4.5"x2.14"x1")
Net Weight	0.09Kg (0.20lbs)

- Alkaline Dry Battery (2x), Case.

## LD050P

### LED light screen



### Distance measuring laser

Measuring Range	0.05m-50m
MaxMeasuring Accuracy	+/- 1.98mm (5/64")
Measuring Functions	7: distance, area, volume, permanent, min/max, +/- & pythagoras (2 & 3 points)
Operating Time	1 pair of batteries AAA up to 5,000 measurements
Measuring Memory	the last 5 measures
Auto off Function	(increase performance)
Power Supply	Battery : AAA 1.5V x 2 pzas.
Net Weight	0.099Kg (0.22lbs)

- Alkaline Dry Battery (2x), carrying strap.

## LD080P

### LED light screen



### Distance measuring laser

Measuring Range	0.05-80 m
Max Measuring Accuracy	+/- 1.58mm (1/16")
Measurement Function	9: distance, area, volume, permanent, min/max, +/- stake out, pythagoras (2 & 3 points) & pythagoras partial height
Operating Time	1 pair of batteries AAA until 5,000 measurements
Measuring Memory	the last 20 measures
Auto off function	(increase performance)
Power Supply	Battery : AAA 1.5V x 2 pzas.
Net Weight	0.29Kg (0.6lbs)

- Alkaline Dry Battery (2x), carrying strap.





## SK105GDZ/SK105DZ

### Rechargeable Green Cross Line Laser



Measuring range	SK105GD : Up to: 35 m / SK105D : Up to: 25 m
Leveling accuracy	±3 mm / 10 m
Self-leveling range	±4°
Laser fan angle	Horizontal: 180° Vertical: 160°
Number of laser lines	2
Laser type	Laser class 2: SK105GD : 525 nm / SK105D : 635nm
Net weight	0.67 - 0.84 kg (1.5 - 1.9 lbs.)

SK105GDZ/SK105DZ Battery and charger are not included.

- Soft bag, Adapter, Target Plate

## SK20GDZ

### Rechargeable Green Multi Line Laser

**NEW**



Battery and charger are not included

Leveling accuracy	Emitted laser: +/-1 mm at 10 m	2-vertical line: 90° +/- 0.01°
	Line width: 3.0 mm at 10 m	Plumb point laser diameter : 1.5 mm
Self-leveling range	+/-4°	
Number of laser lines	3 (2V1H)	
Laser type	Laser class 2: 515 nm	
Operating time (approx. hours)	w/ BL1016: 9	
Dimensions (L x W x H)	98 x 223 mm	
Net weight	1.4 - 1.6 kg (3.1 - 3.5 lbs.)	

## SK40GDZ

### Rechargeable Green Multi Line Laser

**NEW**



Battery and charger are not included

Leveling accuracy	Emitted laser: +/-1 mm at 10 m	2-vertical line: 90° +/- 0.01°
	Line width: 3.0 mm at 10 m	Plumb point laser diameter : 1.5 mm
Self-leveling range	+/-4°	
Number of laser lines	5 (4V1H)	
Laser type	Laser class 2: 515 nm	
Operating time (approx. hours)	w/ BL1016: 6	
Dimensions (L x W x H)	98 x 223 mm	
Net weight	1.4 - 1.6 kg (3.1 - 3.5 lbs.)	

## MAC700

### Air Compressor

2.0HP



Tank Max Pressure	9bar (130PSI)
Output Power	2.0HP
Tank	9.8L
Dimensions (LxWxH)	458x255x560mm (18"x10"x22")
Net Weight	23.6Kg (52lbs)



SK20GD



SK40GD

## MAC2400

### Air Compressor

2.5HP



Maximum pressure	9bar (130PSI)
Output Power	2.5HP
Tank	16L
Dimensions (LxWxH)	491x476x458mm (19-3/8"x18-3/4"x18")
Net Weight	34.9Kg (77lbs)

MAC2400

## MAC5200

### Air Compressor

3.0HP



Tank Max Pressure	9.6bar (140PSI)
Output Power	3.0HP
No Load Speed (RPM)	3420rpm
Tank	19.6L
Dimensions (LxWxH)	735x481x494mm (29"x19"x19-1/2")
Net Weight	39.9Kg



MAC5200



AC001G

## AC001G

### Cordless Air Compressor



**XGT** **BL**  
MOTOR

Air flow at 0.62 MPa (90 PSI):	34 L/min (1.2 SCFM)
Tank:	7.6 L (2 gal)
Max air pressure in tank:	0.93 MPa (135 PSI)
Number of outlets:	1
Recovery time (from empty to full):	100 sec
Dimensions (L x W x H):	302 x 402 x 382 mm (11-7/8 x 15-3/4 x 15")
Net weight:	10.1-11.3 kg (22.3-24.9 lbs.)

# Makita

mt



MT SECTION

**Makita**

**Makita**













# INDEX

**Makita**  
mt

M6600B	2
M6501B	3
M0600B	3
M0600X1B	3
M6001B-240	3
M8103B /M8103B-240	3
M6201B	4
M0801B / M0801B-240	4
M8100B/ M8100B-240	4
M8701B / M8701ZB/ M8701B-240	4
M0901B	5
M9502RB-240	5
M9507B	5
M9510B	5
M9503RB	5
M9002B	6
M8600B	7
M0920B / M0920B-240	8
M0921B	8
M2401B / M2401B-240	8
M0400BC	8
M4301B / M4301B-240	8
M4302B	9
M5801B	9
M5802B / M5802B-240	9
M4000B	9
M4500B	9
M1902B / M1902B-240	10
M1100B	10
M9400B	10
M9204B / M9204B-240	10
M9200B	10
M9201B	11
M9203B	11
M3600B	11
M3601B / M3601B -240	11
M3602B-240	11
M3700B	12
M9800BKX2	12
MTK0003B	13
MTK0004B	13
MTK0005B	13

## SIMBOLOGY

	Double insulation		Keyless Chuck		SDS-PLUS		Hook & Loop
	Variable Speed		Torque Limiter		17mm Hex Shank		
	Reversing		Dust Collection		Carrying Case		

## M6600B

## Mixer



**Makita**  
mt

Continuous Rating Input	800W
blade diameter	165 mm (6-1 / 2 ")
No Load Speed (rpm)	0 - 700
Dimensions (LxWxH)	280x86x388mm (11"x3-3/8"x15-1/4")
Net Weight	2.6 - 2.7 kg (5.7 - 5.9 lbs.)
Power Supply Cord	2.0m (6.6ft)



## Drills

**Makita**  
mt

## M6501B

## High Speed Drill

**NEW**



Carbon Brush	85
Continuous Rating Input	230W
Capacity	Steel: 6.5 mm (1/4") Wood: 9 mm (11/32")
Chuck capacity	0.5 - 6.5mm (1/64 - 1/4")
No load speed (RPM)	0 - 4,500
Power Supply Cord	2.0m (6.6ft)
Dimensions (LxWxH)	203 x 63 x 171 mm (8 x 2-1/2 x 6-3/4")
Net Weight	0.95 kg (2.1 lbs.)

## M0600B

## Drill

10mm (3/8")



Continuous Rating Input	350W
Capacity	Steel : 10mm (3/8") Wood : 20mm (13/16")
Dimensions (LxWxH)	230x66x176mm (9"x2-5/8"x6-15/16")
Net Weight	1.2kg (2.6lbs)
Power Supply Cord	2.0m (6.6ft)

## M0600X1B

D-72908 included

## Drill

**NEW**



Carbon Brush	64
Continuous Rating Input	350W
Capacity	Steel: 10 mm (3/8") Wood: 20 mm (13/16")
Chuck capacity	1.5 - 10 mm (1/16 - 3/8")
No load speed (RPM)	0 - 3,000
Power Supply Cord	2.0m (6.6ft)
Dimensions (LxWxH)	230 x 66 x 176 mm (9 x 2-5/8 x 6-15/16")
Net Weight	1.2 kg (2.6 lbs.)

## M6001B-240

## Drill - 10 mm (3/8")

**NEW**



Carbon Brush	85
Continuous Rating Input	450W
Capacity	Steel: 10 mm (3/8") Wood: 25 mm (1")
Chuck capacity	1.5 - 10 mm (1/16 - 3/8")
No load speed (RPM)	0 - 3,000
Power Supply Cord	2.0m (6.6ft)
Dimensions (LxWxH)	229 x 64 x 175 mm (9 x 2-1/2 x 6-7/8")
Net Weight	1.3 kg (2.9 lbs.)

## M8103B / M8103B-240

## Hammer Drill

85

13mm (1/2")



Continuous Rating Input	430W
Capacity	Concrete : 13mm (1/2") Steel : 13mm (1/2") Wood: 18mm (11/16")
No Load Speed ( RPM)	0-3,000
Dimensions (LxWxH)	255x72x193mm (10"x2-13/16"x7-5/8")
Net Weight	1.8 kg (3.9 lbs.)
Power Supply Cord	2.0m (6.6ft)

Side handle, depth gauge, chuck key, chuck key holder.

**Makita**  
mt

**Makita**  
mt





### M6201B

### Drill - 13 mm (1/2")

**NEW**



Carbon Brush	303
Continuous Rating Input	750W
Capacity	Steel: 13 mm (1/2") Wood: 36 mm (1-7/16")
Chuck capacity	1.5 - 13 mm (1/16 - 1/2")
No load speed (RPM)	600
Power Supply Cord	2.0m (6.6ft)
Dimensions (LxWxH)	267 x 86 x 396 mm (10-1/2 x 3-3/8 x 15-5/8")
Net Weight	2.7 - 2.8 kg (6 - 6.2 lbs.)

### M0801B / M0801B-240

### Hammer Drill

**NEW**



Carbon Brush	85
Continuous Rating Input	500W
Capacity	Concrete: 16 mm (5/8") Steel: 13 mm (1/2") Wood: 20 mm (13/16")
Chuck capacity	1.5 - 13 mm (1/16 - 1/2")
Blows per minute (BPM)	0 - 48,000
Power Supply Cord	2.0m (6.6ft)
Dimensions (LxWxH)	261 x 69 x 195 mm (10-1/4 x 2-3/4 x 7-5/8")
Net Weight	1.7 kg (3.7 lbs.)



**M0801B**

### M8100B / M8100B-240

### Hammer Drill

85

16mm (5/8")



Continuous Rating Input	710W
Capacity	Concrete: 16mm (5/8") Steel: 13mm (1/2") Wood: 30mm (1-3/16")
Impacts Per Minute (IPM)	48,000
Dimensions (LxWxH)	296x77x202mm (11-5/8"x3"x8")
Net Weight	2.1kg (4.6ft)
Power Supply Cord	2.0m (6.6ft)

Depth Gauge, Side Grip, Chuck Key.

### M8701B / M8701ZB / M8701B-240

### Combination Hammer

85

26mm (1")



Continuous Rating Input	800W
Capacity	Concrete: 26mm (1") Steel: 13mm (1/2") Wood: 32mm (-1/4")
Impacts Per Minute (IPM)	0-4,500
No Load Speed	0-1,200
Dimensions (LxWxH)	362x71x194mm (14-1/4"x2-13/16"x7 5/8")
Net Weight	2.7 - 3.1 kg (6 - 6.8 lbs.)
Power Supply Cord	4.0 m (13.1 ft)

Depth Gauge, Side Grip

### M0901B

### Angle Grinder

459

115mm (4-1/2")



**X1B COME WITH 5 WHEELS**



Continuous Rating Input	540W
Amperage	5.3 AMPS
No Load Speed (RPM)	12,000
Dimensions (LxWxH)	251x130x106mm (9-7/8"x5-1/8"x4-3/16")
Net Weight	1.75 - 1.81 kg (3.86 - 3.99 lbs.)
Power Supply Cord	2.0m (6.6ft)

Wrench, Side Handle.

### M9502RB-240

### Angle Grinder 115 mm (4-1/2")

**NEW**



Carbon Brush	464
Continuous Rating Input	570W
Hole diameter	22.23 mm (7/8")
No load speed	11,000 min <sup>-1</sup>
Dimensions (LxWxH)	281 x 130 x 110 mm (11-1/8 x 5-1/8 x 4-5/16")
Net Weight	2.1 - 2.17 kg (4.63 - 4.78 lbs.)

### M9507B

### Angle Grinder

459

115mm (4-1/2")



Continuous Rating Input	720W
Amperage	6.3 AMPS
No Load Speed (RPM)	11,000
Dimensions (LxWxH)	261x130x111mm (10-1/4"x5-1/8"x4-3/8")
Net Weight	1.9kg (4.1lbs)
Power Supply Cord	2.0m (6.6ft)

Wrench, Side Handle.

### M9510B

### Angle Grinder

459

115mm (4-1/2")



Continuous Rating Input	850W
Amperage	7.5 AMPS
No Load Speed (RPM)	11,000
Dimensions (LxWxH)	276x130x111mm (10-7/8"x5-1/8"x4-3/8")
Net Weight	2.0kg (4.5lbs)
Power Supply Cord	2.0 m (6.6 ft)

Wrench, Side Handle.

### M9503RB

### Angle Grinder

464

125mm (5")



Continuous Rating Input	570W
Wheel Diameter	125mm (5")
No Load Speed (RPM)	11,000
Dimensions (LxWxH)	281 x 140 x 110 mm (11-1/8 x 5-1/2 x 4-5/16")
Net Weight	2.12 - 2.21 kg (4.67 - 4.87 lbs.)
Power Supply Cord	2.0 m (6.6 ft)

Lock Nut Wrench, Side Handle

# M9002B

# Makita

mt

## Angle Grinder 125 mm (5")

Continuous rating input	1,050W
Wheel Diameter	125 mm (5")
No Load Speed (RPM)	11,000
Dimensions (L x W x H)	361x140x124 mm
Net Weight	2.8 kg (6.1 lbs.)
Power supply cord	2.0 m (6.6 ft.)



*Lightweight design, more lightweight and easier to handle*

*Soft grip provides more control and reduced fatigue when using the grinder for long periods of time*

*Small gear housing for increased maneuverability and control in tight spaces*

# Demolition Hammer

# Makita

mt



BLUE MODEL  
**M8600B**

Compact and lightweight  
to reduce fatigue  
to the operator

Adapter  
for 17mm with hexagonal  
shank

Corrugated steel  
for hard applications

**2,900  
RPM**



Comfortable handle  
with rubber to cushion  
the reaction of the hammer.

## IMPACT ENERGY 7.2 J

**M8600B**

**Demolition Hammer**

105

11/16" : 17mm hex.

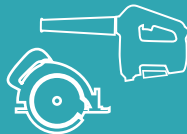
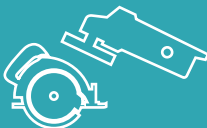


Continuous Rating Input	900W
Impacts Per Minute (IPM)	2,900
Impact Energy	7.2J
Dimensions (LxWxH)	406x99x232mm (16"x3-7/8"x9-1/8")
Net Weight	5.4kg (12.0lbs)
Power Supply Cord	2.5m (8.2ft)

# Makita

mt

• Makita reserves the right to change the specifications of parts and accessories without prior notice. Standard equipment items and may vary from country or area



### M0920B / M0920B-240

### Angle Grinder 203

180mm (7")



Continuous Rating Input	2,200W
Wheel Diameter	180mm (7")
Amperage	15 AMPS
No Load Speed (RPM)	8,500
Dimensions (LxWxH)	439 x 200 x 141 mm (17-1/4 x 7-7/8 x 5-9/16")
Net Weight	5 kg (11 lbs.)
Power Supply Cord	2.0 m (6.6 ft)

Lock Nut Wrench, Side Handle

### M0921B

### Angle Grinder 203

230mm (9")



Continuous Rating Input	2,200W
Wheel Diameter	230mm (9")
Amperage	15 AMPS
No Load Speed (RPM)	6,600
Dimensions (LxWxH)	439x250x141mm (17-1/4"x9-7/8"x5-9/16")
Net Weight	5.3kg (11.6lbs)
Power Supply Cord	2.0 m (6.6 ft)

Wrench, Side Handle

### M2401B / M2401B-240

### Portable Cut-Off 203

355mm (14")



Continuous Rating Input	2,000W
Wheel Diameter	355mm (14")
No Load Speed (RPM)	3,800
Dimensions (LxWxH)	500x280x620mm (19-3/4"x11"x24-3/8")
Net Weight	13.7 kg (30.2 lbs.)
Power Supply Cord	2.5m (8.2ft)

Wheel, Wrench.

### M0400BC

### Cutter 303

110mm (4-3/8")



Continuous Rating Input	1,200W
Max Cutting Capacity	0°: 32.0mm (1-1/4")
No Load Speed (RPM)	13,800
Dimensions (LxWxH)	224 x 195 x 164 mm (8-7/8 x 7-5/8 x 6-1/2")
Net Weight	2.5 kg (5.6 lbs.)
Power Supply Cord	2.0m (6.6ft)

Wrench, Hex Wrench, Hose, Tube Holder.

Tool does not come with wheel.

### M4301B / M4301B-240

### Jig Saw 64



Continuous Rating Input	450W
Max Cutting Capacity	Wood: 65mm (2-9/16") Speed: 6mm (1/4")
Length of stroke	18mm (11/16")
Strokes Per Minute	0-3,100
Dimensions (LxWxH)	214x75x202mm (8-3/8"x2-15/16"x8")
Net Weight	1.9 kg (4.1 lbs.)
Power Supply Cord	2.0m (6.6ft)

Jig Saw Blade, Hex Wrench.

### M4302B

### Jig Saw

NEW



Capacity	Wood: 55 mm (2-3/16") Steel: 6 mm (1/4")
Continuous rating Input	450W
Stroke length	26 mm (1")
Strokes per minute (SPM)	0 - 3,100
Dimensions (LxWxH)	219 x 85 x 191 mm (8-5/8 x 3-3/8 x 7-1/2")
Net Weight	2.5 kg (5.5 lbs.)

### M5801B

### Circular Saw 303



Continuous Rating Input	1,050W
Max Cutting Capacity	90°: 66mm (2-5/8") 45°: 44mm (1-3/4")
Wheel Diameter	1,85mm (7-1/4")
No Load Speed (RPM)	4,900
Dimensions (LxWxH)	284x231x243mm (11-1/8"x9-1/8"x9-9/16")
Net Weight	3.7kg (8.1lbs)
Power Supply Cord	2.0m (6.6ft)

Guide rule, Hex Wrench, TCT wheel.

### M5802B / M5802B-240

### Circular Saw

190mm (7-1/2") 185mm (7-1/4")



Continuous Rating Input	1,050W
Max Cutting Capacity	90°: 66mm (2-5/8") 45°: 44mm (1-3/4")
Wheel Diameter	1,85mm (7-1/4")
No Load Speed (RPM)	4,900
Dimensions (LxWxH)	297 x 232 x 255 mm (11-3/4 x 9-1/8 x 10")
Net Weight	3.8 kg (8.4 lbs.)
Power Supply Cord	2.0m (6.6ft)

Guide rule, Hex Wrench, TCT wheel.

### M4000B

### Blower 85



Continuous Rating Input	530W
Air volume	1.2-2.9m3/min
No Load Speed (RPM)	8,500-16,000
Dimensions (LxWxH)	427x161x212mm (16-3/4"x6-3/8"x8-3/8")
Net Weight	1.5kg (3.4lbs)
Power Supply Cord	2.0 (6.6ft)

Nozzle, Dust Bag.

### M4500B

### Recipro Saw



Continuous Rating Input	1,010W
Length of stroke	28mm
Strokes per minute	0-2,800 spm
Dimensions (LxWxH)	457 x 98 x 174 mm (18 x 3-7/8 x 6-7/8")
Net Weight	3.1 kg (6.9 lbs.)
Power Supply Cord	2.0 (6.6ft)





## M1902B / M1902B-240

### Planner

82mm (3-1/4")



Continuous Rating Input	500W
Planing width	82mm (3-1/4")
No Load Speed (RPM)	16,000
Dimensions (LxWxH)	285x157x160mm (11-1/4"x6-3/16"x6-5/16")
Net Weight	2.7kg (6.0lbs)
Power Supply Cord	2.0 (6.6ft)



Planer blade, Sharpening Holder assembly, Blade Gauge Assembly.

## M1100B

### Planner

NEW



Carbon Brush	303
Continuous Rating Input	750W
Planing Width	82 mm (3-1/4")
Planing Depth	3 mm (1/8")
Shiplapping	20 mm (3/4")
No load speed	18,000
Dimensions (LxWxH)	390 x 175 x 140 mm (15-3/8 x 6-7/8 x 5-1/2")
Net Weight	4.6 kg (10.2 lbs.)
Power Supply Cord	2.0m (6.6ft)



## M9400B

### Belt Sander

153



Continuous Rating Input	940W
Belt Size	100x610mm (4"x24")
No Load Speed (RPM)	380m/min
Dimensions (LxWxH)	354x175x169mm (14"x6-7/8"x6-5/8")
Net Weight	6.2kg (13.7lbs)
Power Supply Cord	2.0 (6.6ft)



Abrasive belt, dust bag, carbon plate.

## M9204B / M9204B-240

### Random Orbit Sander



Continuous Rating Input	240W
Orbit Diameter	2.8mm (1/8")
Abrasive Paper	125mm
Orbits Per Minute (OPM)	12,000
Net Weight	1.2kg (2.6lbs)
Power Supply Cord	2.0 (6.6ft)

Abrasive paper, dust bag.

## M9200B

### Finishing Sander

419



Continuous Rating Input	180W
Pad size	112x102mm (4-3/8"x4")
Abrasive Paper	114x140mm (4-1/2"x5-1/2")
Orbits Per Minute (OPM)	14,000
Dimensions (LxWxH)	110x112x133mm (4-5/16"x4-3/8"x5-1/4")
Net Weight	0.9 kg (2 lbs.)
Power Supply Cord	2.0 (6.6ft)

Abrasive Paper x6

## M9201B

### Finishing Sander

64



Continuous Rating Input	180W
Pad size	93 x 185 mm (3-5/8 x 7-1/4")
Abrasive Paper Size	93 x 228 mm (3-5/8 x 9")
Orbits Per Minute (OPM)	12,000
Dimensions (LxWxH)	214 x 92 x 147 mm (8-3/8 x 3-5/8 x 5-3/4")
Net Weight	1.4 kg (3.1 lbs.)
Power Supply Cord	2.0 m (6.6 ft)

Abrasive Paper x6

## M9203B

### Finishing Sander

NEW



Continuous Rating Input	190W
Pad size	92 x 185 mm (3-5/8 x 7-1/4")
Orbits per minute (OPM)	12,000
Power Supply Cord	2.0m (6.6ft)
Dimensions (LxWxH)	252 x 92 x 154 mm (9-7/8 x 3-5/8 x 6-1/16")
Net Weight	1.4 kg (3.2 lbs.)

## M3600B

### Router 1/2"

211



Continuous Rating Input	1,650W
Amperage	15 AMPS
Capacity	Collet: 12.7mm (1/2")
No Load Speed (RPM)	22,000
Plunge Capacity	0-60mm
Net Weight	5.5kg (12.12lbs)
Power Supply Cord	2.0 (6.6ft)

## M3601B / M3601B-240

### Router 1/2"

106



Continuous Rating Input	900W
Amperage	8 AMPS
Capacity	Collet: 6mm (1/4") / 8mm (3/8")
No Load Speed (RPM)	27,000
Plunge Capacity	0 - 35 mm (0 - 1-3/8")
Dimensions (LxWxH)	256 x 110 x 218 mm (10-1/8 x 4-5/16 x 8-5/8")
Net Weight	2.7 kg (6 lbs.)
Power Supply Cord	2.0 (6.6ft)

## M3602B-240

### Router

NEW



Continuous Rating Input	1,650W
Capacity	Collet size 6/ 8/ 12 mm (1/4/ 3/8/ 1/2")
Plunge capacity	0 - 60 mm (0 - 2-3/8")
Base diameter	160 x 148 mm (6-5/16 x 5-7/8")
No load speed (RPM)	22,000
Dimensions (LxWxH)	148 x 284 x 300 mm (5-7/8 x 11-1/8 x 11-3/4")
Power Supply Cord	2.0m (6.6ft)
Net Weight	5.7 kg (12.6 lbs.)



**M3700B**

**TRIMMER**



**Makita**  
mt

Collet Capacity	6 mm or 1/4"
No Load Speed (RPM)	(RPM) 35,000
Plunge Capacity	0 - 42 mm (0 - 1-5/8")
Net Weight	1.4 kg (3.1 lbs.)
Power Supply Cord	2.0 (6.6ft)

**M9800BKX2**

**Multi Tool**

**NEW**



**Makita**  
mt

Continuous Rating Input	200W
Oscillations per minute	15,000-22,000opm
Oscillation	3.2°
Power supply cord	2.0m (6.6ft)
Dimensions (LxWxH)	283 x 68 x 98 mm (11-1/8 x 2-11/16 x 3-7/8")
Net Weight	1.2 - 1.3 kg (2.7 - 3.0 lbs.)



**M3700B**



**M9800BKX2**

**MTK0003B**

**M0901B**

115mm (4-1/2")



**Angle Grinder** 459 [mm]

Continuous Rating Input	540W
Amperage	5.3 AMPS
No Load Speed (RPM)	12,000
Dimensions (LxWxH)	251x130x106mm (9-7/8"x5-1/8"x4-3/16")
Net Weight	1.75 - 1.81 kg (3.86 - 3.99 lbs.)
Power Supply Cord	2.0m (6.6ft)



Wrench, Side Handle.

**M0801B**



Net Weight: 2.1kg (4.6ft)

**Hammer Drill** 16mm (5/8") 85 [mm]

Continuous Rating Input	710W
Capacity	Concrete : 16mm (5/8")
Steel : 13mm (1/2") Wood : 30mm (1-3/16")	
Impacts Per Minute (IPM)	0-48,000
No Load Speed	0-3,200
Dimensions (LxWxH)	296x77x202mm (11-5/8"x3"x8")



Depth Gauge, Side Grip, Chuck Key.

**MTK0004B**

**M2401B**

355mm (14")



**Portable Cut-Off** 203 [mm]

Continuous Rating Input	2000W
Wheel Diameter	355mm (14")
No Load Speed (RPM)	3,800
Dimensions (LxWxH)	500x280x620mm (19-3/4"x11"x24-3/8")
Net Weight	13.7 kg (30.2 lbs.)
Power Supply Cord	2.5 m (8.2 ft)



Wheel, Wrench.

**M9507B**

115mm (4-1/2")



**Angle Grinder** 459 [mm]

Continuous Rating Input	720W
Amperage	6.3 AMPS
No Load Speed (RPM)	11,000
Dimensions (LxWxH)	261x130x111mm (10-1/4"x5-1/8"x4-3/8")
Net Weight	1.9kg (4.1lbs)
Power Supply Cord	2.0m (6.6ft)



Wrench, Side Handle.

**MTK0005B**

**M0901B**

115mm (4-1/2")



**Angle Grinder** 459 [mm]

Continuous Rating Input	540W
Amperage	5.3 AMPS
No Load Speed (RPM)	12,000
Dimensions (LxWxH)	251x130x106mm (9-7/8"x5-1/8"x4-3/16")
Net Weight	1.75 - 1.81 kg (3.86 - 3.99 lbs.)
Power Supply Cord	2.0m (6.6ft)



Wrench, Side Handle.

**M8701B**



Net Weight: 2.7kg (6.0ft) Power Supply Cord: 5.0m (16.4ft)

**Combination Hammer** 459 [mm]

Continuous Rating Input	800W
Capacity	Concrete : 26mm (1")
Steel : 13mm (1/2") Wood : 32mm (-1/4")	
Impacts Per Minute (IPM)	0-4,500
No Load Speed	0-1,200
Dimensions (LxWxH)	362x71x194mm (14-1/4"x2-13/16"x7 5/8")



Depth Gauge, Side Grip





# CORDLESS CLEANING BENEFITS



## MOBILITY

Freedom from cords for maximum convenience.



## TIME SAVINGS

18V LXT® Lithium-Ion Batteries have fast charge times, so users can keep moving.



## ERGONOMICS

Products weigh less and are well-balanced to reduce operator fatigue.



## COST EFFICIENT

Reduce maintenance costs and cost of ownership with Makita® LXT® Cordless Vacuums.



## LOWER NOISE

The exclusive BL™ Brushless Motor delivers lower sound, minimizing disruption.



## LONGER RUN TIME

Makita-built brushless motors efficiently use energy to provide cordless power tools with longer run time.







STREET



**NO GAS,  
NO MIXING**



**INSTANT  
STARTS**



**ZERO EMISSIONS  
WHEN USING THE TOOL**



**REDUCED  
MAINTENANCE**

**MAKITA LATÍN AMÉRICA, INC.**

[www.makitalatinamerica.com](http://www.makitalatinamerica.com)

**MLA0339-ENG**